

# The highlights in the 2<sup>nd</sup> International Conference of Asia Thoracoscopic Education Program

Skylar Gao, Grace Li

Editorial Office of Journal of Visualized Surgery, Guangzhou 510220, China

Correspondence to: Skylar Gao, Science Editor. Editorial Office of Journal of Visualized Surgery, Guangzhou 510220, China. Email: jovs@amepc.org.

Received: 28 December 2015; Accepted: 29 December 2015; Published 12 January 2016.

doi: 10.3978/j.issn.2221-2965.2015.12.19

View this article at: <http://dx.doi.org/10.3978/j.issn.2221-2965.2015.12.19>

The 2<sup>nd</sup> International Conference of Asia Thoracoscopic Education Program (ATEP) was held successfully in Seoul National University Bundang Hospital (SNUBH), Seoul, Korea, on 4<sup>th</sup> December and 5<sup>th</sup> December 2015.

ATEP was first organized at 2011 with missions of education in the field of advanced thoracoscopic surgery [(I) contribute to the advancement of thoracoscopic surgery in Asia and to the rest of the world; (II) implement and educate thoracoscopic surgery procedures to surgeons in Asia; (III) promote safe surgeries, patient's safety and best clinical outcome for thoracic surgeons; (IV) promote and encourage sharing of thoracoscopic surgery techniques among members], dedicating to promoting the highest standards of minimally invasive thoracic surgery (MITS) across Asia. Through seven events centering on educational workshops, focusing on teaching advanced thoracoscopic surgery by intensive courses, ATEP achieved excellent results and plans to continue and increase this valuable activity.

The 2<sup>nd</sup> International Conference of ATEP has gathered numerous world-known thoracic experts, working and discussing together for the further development of thoracoscopic surgery.

The conference entailed the workshop and ATEP committee meeting with experts on the first day and lectures on thoracoscopic surgery on the second day. As the Official Journal of ATEP, *Journal of Visualized Surgery* (JOVS) Editorial Team also attended this grand conference. Let's review the highlights of the 2<sup>nd</sup> International Conference of ATEP!

## Day 1—ATEP round-table conference, eyes on the future

In the early morning of the first day, JOVS editorial team

has already arrived at the modern SNUBH, preparing for the conference (*Figure 1*).

Before starting the meeting, Dr. Sanghoon Jheon arranged a tour around the hospital, introducing to committee members about the advanced database system of SNUBH (*Figure 2*).

The first day was a round-table meeting within the committee (*Figure 3*). Sitting together, ATEP committee members made reports about the ATEP academic activities, thesis publication, database establishment and so on, as well as discussing the future development of ATEP (*Figures 4,5*). Each reports were followed by opinion and suggestions from other members based on their own experience (*Figures 6,7*). When it came to the medical qualification examination for thoracic surgeon presented by Dr. Ali Zamir Khan, the meeting room boiled out with different views. With members participating in discussion so actively, ATEP, in no doubt, will bring more achievement in the future (*Figure 8*)!

Except the ATEP committee meeting, ATEP circuit training for young surgeons was at the same time going with three main courses (thoracoscopic simulator training with 3D Scope System, bronchoscopy training with airway demonstration model and robotic surgery training with Da Vinci System) (*Figure 9*).

## Day 2—gathering together for the better development

A farewell to the round-table meeting, the conference welcomed more experts on the second day. After Dr. Jheon's welcoming speech (*Figure 10*), a special session—Dr. Naruke Memorial Session, unveiled with Dr. Masao Naruke (son of Dr. Naruke) and Mrs. Naruke' showing.



**Figure 1** A glance on the Seoul National University Bundang Hospital (SNUBH) and AME booth.



**Figure 2** Holder introduced to experts the database system of Seoul National University Bundang Hospital (SNUBH).



**Figure 3** Asia Thoracoscopic Education Program (ATEP) round-table meeting.






**Figure 4** Asia Thoracoscopic Education Program (ATEP) committee members making reports (from left to right: Dr. Sukki Cho, Dr. Hyeong Ryul Kim, Dr. Kamran Ali).



**Figure 5** Asia Thoracoscopic Education Program (ATEP) committee members making reports (from left to right: Dr. Jang-Ming Lee, Dr. Ali Zamir Khan, Dr. Hak Jong Lee).



**Figure 6** Expressing perspectives (from left to right: Dr. Sanghoon Jheon, Dr. Wentao Fang, Dr. Naveed Alam, Dr. J. P. Barron, Dr. Akif Turna, Dr. Benard Park).



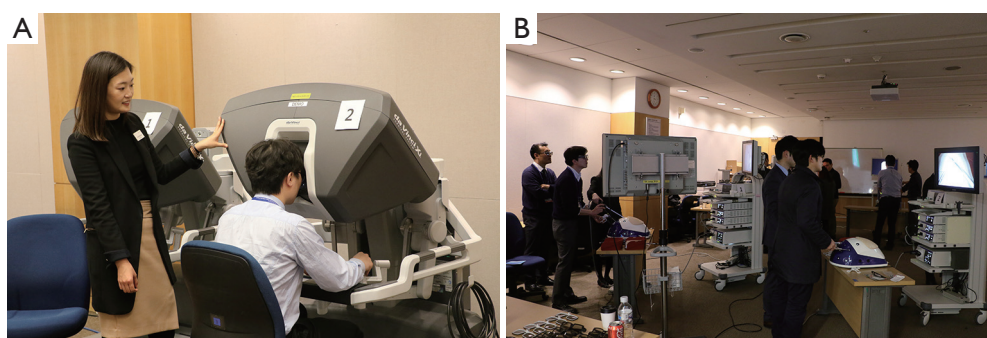


**Figure 7** Expressing perspectives (from left to right: Dr. Alan Sihoe, Dr. Anthony Yim, Dr. Tadasu Kohno, Dr. Jang-Ming Lee, Dr. Hui-Ping Liu, Dr. Adrian Ooi).



**Figure 8** Group picture in the first day.






**Figure 9** Asia Thoracoscopic Education Program (ATEP) circuit training. (A) Robotic surgery training with Da Vinci System; (B) thoracoscopic simulator training with 3D Scope System.




**Figure 10** Dr. Sanghoon Jheon welcomed experts from all over the world.

Quite a lot well-known thoracic surgeons, including Dr. Rodney Landreneau, Dr. Toshiaki Morikawa, Dr. Tadasu Kohno, as well as young Dr. Masao Naruke (*Figure 11*), all coming together made excellent speeches in different aspects not only in memory of the late Dr. Tsuguo Naruke's (creator of the first lung cancer lymph nodes map, Naruke map) pioneering contribution in developing thoracoscopic surgery in the 1990's, but also encouraging all excepts to inherit Dr. Naruke's pioneering spirit, contributing more to the development of thoracoscopic surgery.

Next was the tremendous sharing on cutting-edge surgical techniques and emerging new technologies for



**Figure 11** Dr. Naruke Memorial Session (from left to right: Dr. Rodney Landreneau, Dr. Toshiaki Morikawa, Dr. Tadasu Kohno, Dr. Masao Naruke).



**Figure 12** Tremendous sharing part 1 (from left to right: Dr. Diego Gonzalez-Rivas, Dr. Bernard Park, Dr. Wen-Chien Huang, Dr. Yoichi Yoshida, Dr. J.P. Barron).

MITS, like techniques on single port MITS, robot-assisted MITS, minimally invasive segmentectomy, minimally invasive thymic surgery, clinical trials on MITS, pioneering training system for thoracoscopic surgery and so on. Other than the surgical technique sharing, thesis writing skills were shared by Dr. J. Patrick Barron, an international unparalleled editor from Japanese Medical Communication Center (*Figures 12,13*). As a tossed stone raises thousands of ripples, so did the sharing. In-depth discussion occurred instantly between the lecturers and the audience (*Figure 14*) after each speech, inspiring a lot sparkles.

At the final session of the conference—surgical video contest, ten marvelous surgical videos were shown, bringing one after another grand visual feast to the audience (*Figures 15,16*). Among them, Dr. Luis Hernandez from the Shanghai Pulmonary Hospital, China, finally won the best prize with his excellent videos on *Uniportal Subxiphoid Trisegmentectomy* and *Subxiphoid Segmentectomy* (*Figure 17*).

### JOVS becomes an official journal of ATEP

Since September 2015, *JOVS* has been established as the Official Journal of ATEP (see more in the <http://www.amepc.org/jovs/announcement/view/181>). During this conference, Mr. Stephan Wang, CEO & Founder of AME publishing company, and Dr. Sanghoon Jheon, president of ATEP as well as Editorial Board member of *JOVS*, together

signed the strategic development agreement between *JOVS* and ATEP, officially establishing partnership with each other (*Figures 18,19*). The “marriage” between *JOVS* and ATEP not only brings brilliance to *JOVS*, but also makes *JOVS* an ideal platform for the sharing of sound minimally invasive thoracic surgical practice as espoused by ATEP, prompting the future development of thoracoscopic surgery.

Other than the signing ceremony, *JOVS* editorial team also took opportunity to present the Editorial Board certificate to our distinguished Editorial Board member for their impressive contribution (*Figure 20*).


### JOVS in the conference

In this conference, not only *JOVS* attracted much attention from experts all around the world (*Figure 21*), but also the masterpiece in uniportal surgery—the book on *Uniportal Video-assisted Thoracic Surgery* edited by Drs. Diego Gonzalez-Rivas, Gaetano Rocco, Alan Sihoe and many other experts, resulting a common marketing phenomenon—demand exceeds supply (*Figures 22,23*).

Conference is always a great opportunity to meet and communicate with international experts, inspiring more of future cooperation and contact (*Figure 24*).

Except the communication, we also won an even more precious gift from the conference—blessing from experts (*Figures 25,26*), a quite exciting and encouraging gift!







**Figure 13** Tremendous sharing part 2 (from left to right: Dr. Naoko Imanishi, Dr. Wentao Fang, Dr. Alan Sihoe, Dr. Toshiaki Morikawa).



**Figure 14** Active interaction (from left to right: Dr. Akif Turna, Dr. Diego Gonzalez-Rivas, Dr. Ching Tzao, Dr. Bernard Park, Dr. Rodney Landreneau, Dr. Kwanmien Kim, Dr. Adrian Ooi).




**Figure 15** Surgical video contest part 1 (from left to right: Dr. Yongsoo Choi Dr. Kyung Wook Shin, Dr. Kamran Ali, Dr. Jeong Su Cho).



**Figure 16** Surgical video contest part 2 (from left to right: Dr. Joonho Jung, Dr. Naveed Alam, Dr. Agasthian Thirugnanam, Dr. Akif Turna).






**Figure 17** Dr. Luis Hernandez from Shanghai Pulmonary Hospital won the prize [(A) Dr. Hernandez's surgical video presentation; (B) Dr. Hui-ping Liu presented the prize to Dr. Hernandez].



**Figure 18** Signing ceremony attended by Mr. Stephan Wang and Dr. Sanghoon Jheon.



**Figure 19** Signing ceremony (from left to right: Dr. Ali Zamir Khan, Dr. Alan Sihoe, Mr. Stephan Wang, Dr. Sanghoon Jheon and Dr. Jang-Ming Lee).



**Figure 20** Dr. Sihoe, Editor-in chief of *Journal of Visualized Surgery (JOVS)*, and Mr. Wang, CEO of AME publishing company, together presented Editorial Board certificate to *JOVS* Editorial Board members, Dr. Ali Zamir Khan, Dr. Sanghoon Jheon and Dr. Jang-Ming Lee).






**Figure 21** Experts all around the world came to AME booth.



**Figure 22** Dr. Diego Gonzalez-Rivas and Dr. Alan Sihoe sign for *Uniportal Video-assisted Thoracic Surgery*.



**Figure 23** Experts with *Uniportal Video-assisted Thoracic Surgery*. (A) From left to right: Dr. Rodney Landreneau, Dr. Diego Gonzalez-Rivas and Dr. Anthony Yim; (B) Dr. Akif Turna and Mr. Stephan Wang; (C) from left to right: Dr. Akif Turna, Dr. Alan Sihoe, Dr. Adrian Ooi.




**Figure 24** Mr. Stephan Wang chatting with experts [(A) with Dr. Sihoe and Dr. Yim; (B) with Dr. Sihoe; (C) with Dr. Turna].





**Figure 25** Blessing from experts (from left to right: Dr. Adrian Ooi, Dr. Rodney Landreneau, Dr. Ali Zamir Khan, Dr. Akif Turna, Dr. Naveed Alam).



**Figure 26** Precious gift (guess which kind of language of these blessing?).



**Figure 27** Doctors' Gangnam Style.



**Figure 28** Banquet communication. (A-D) Experts chatting with each other; (E) photo of *Journal of Visualized Surgery (JOVS)* editors and experts (from left to right: Dr. Sihoe, Miss Skylar Gao, Dr. Hernandez, Dr. Jheon, Dr. Landreneau, Dr. Gonzalez-Rivas, Dr. Yim and Miss Grace Li).

### **An end to the conference, a beginning to the friendship**

After the two-day fantastic event, next came the rather relaxing banquet. Different from the normal one, this banquet was started with a hospital version of *Gangnam Style*. Listening to the lively melody of the song, all experts convulsed with laughter when seeing Dr. Sanghoon Jheon

in sunglasses, wearing surgical gown in the movie with other doctors from SNUBH (Figure 27). A serious doctor in the day now became a talent in humor. How could it not be called as a miracle?

The humorous starting as well brought a well atmosphere for communication among experts. Chatting and sharing about everything, experts indulged into this great moment (Figure 28). Though the conference ended



after the dinner, friendship began from here and deeper with time going on.

For the better deliver of academic development in the field of thoracoscopic surgery, a special issue dedicated to the 2<sup>nd</sup> International Conference of ATEP is on the way and will be published on *JOVS* in 2016. Let's stay tuned!

doi: 10.3978/j.issn.2221-2965.2015.12.19

**Cite this article as:** Gao S, Li G. The highlights in the 2<sup>nd</sup> International Conference of Asia Thoracoscopic Education Program. *J Vis Surg* 2016;2:8.

## Acknowledgements

None.

## Footnote

*Conflicts of Interest:* The authors have no conflicts of interest to declare.