



Annual Report of CDT

Editorial Office
editor@thecdt.org



Outline of the Report

1. Basic Information
2. Message from the Editor-in-Chief
3. Distribution of Editorial Board Members
4. Number of Submitted Articles and Published Articles (results by year)
5. Types of Articles Published in 2019
6. International Diversity of Corresponding Authors in 2019
7. Citations of CDT (results by year)
8. Monthly Retrievals in PubMed in 2019
9. Page Views of the Website (2019)
10. Website Visits in 2019
11. Most Cited Articles Published between 2017-2019
12. Focused Issues Published in 2019 & Upcoming Focused Issues in 2020
13. Special Column in CDT
14. Introduction of the Publisher AME



1. Basic Information

Open-access
Peer-reviewed

Bi-monthly Publication

Launched in December 2011

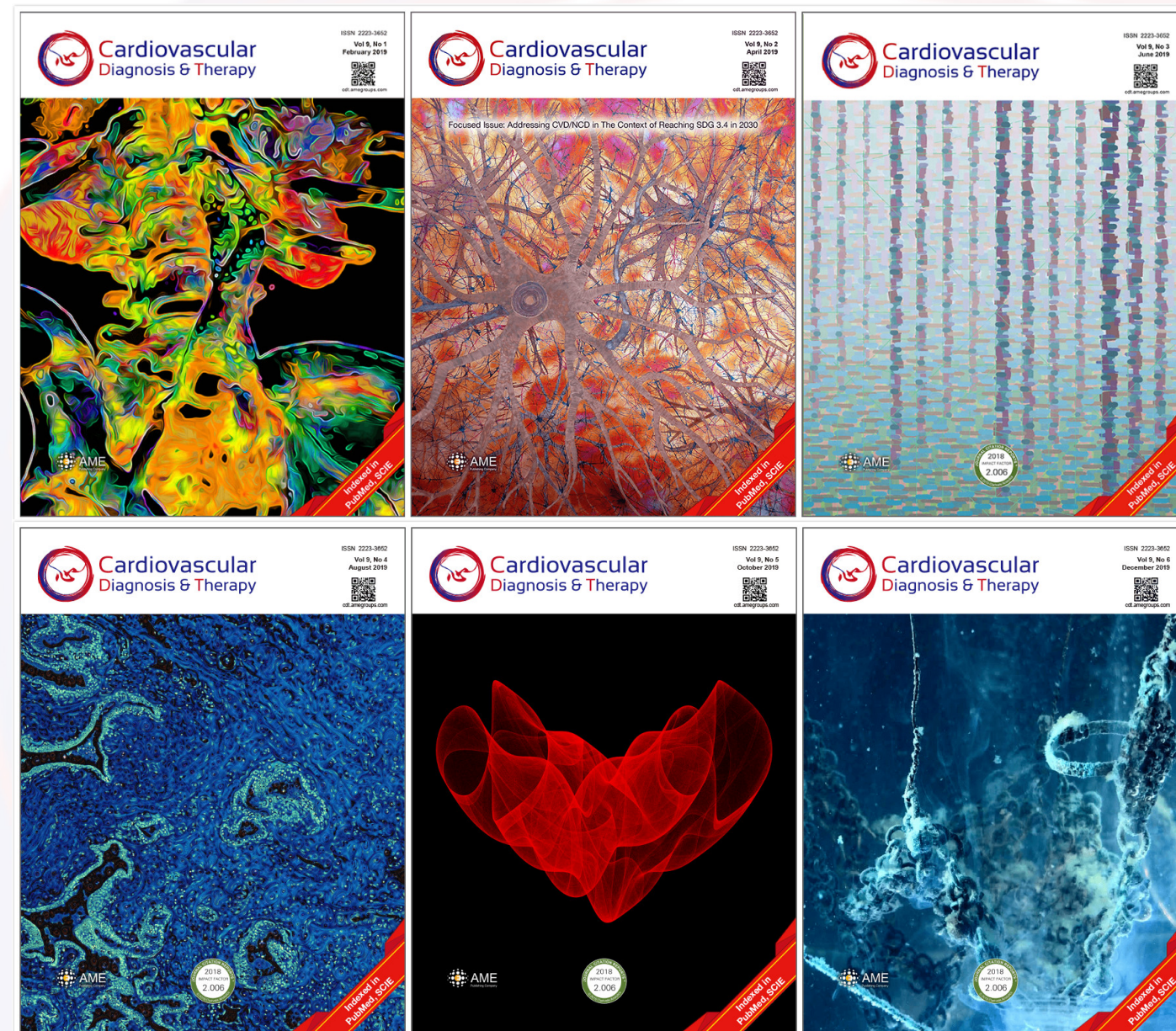
Indexed in **PubMed/PMC** in 2013

Indexed in **Scopus** in 2016

Indexed in **SCIE** in 2019

Impact Factor (2018): **2.006**

The journal describes novel findings in cardiovascular diagnosis and therapy and provides current and practical information on diagnosis, prevention and clinical investigations.





2. Message from the Editor-in-Chief

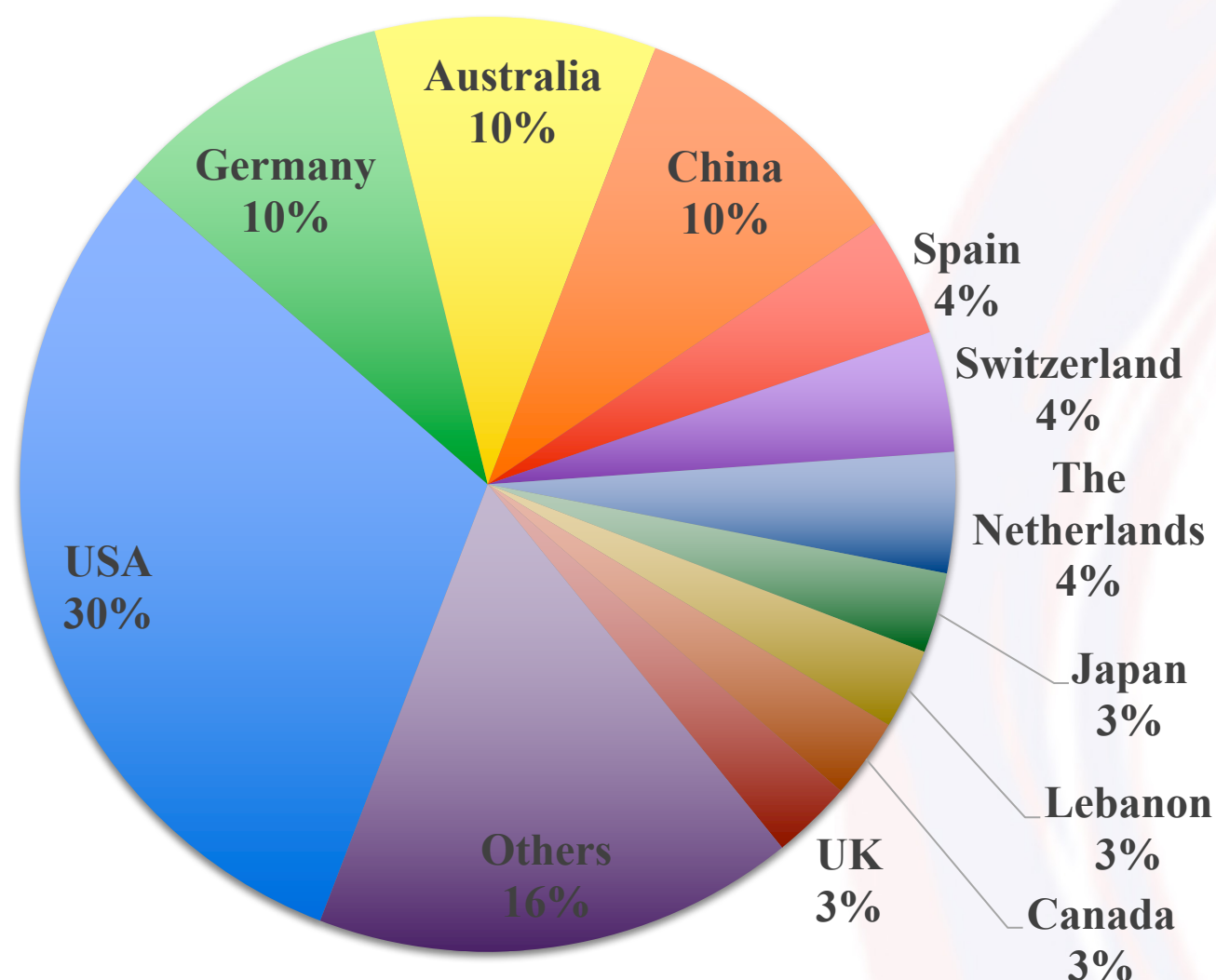
In January 2019, CDT was accepted for coverage in the SCIE. On behalf of the editorial team, we would like to express sincere appreciation for the enthusiastic and vigorous support and contributions from all editorial board members, guest editors, authors, reviewers and readers.



Paul Schoenhagen, MD
Editor-in-Chief of CDT
Cleveland Clinic, Ohio, USA



3. Distribution of Editorial Board Members

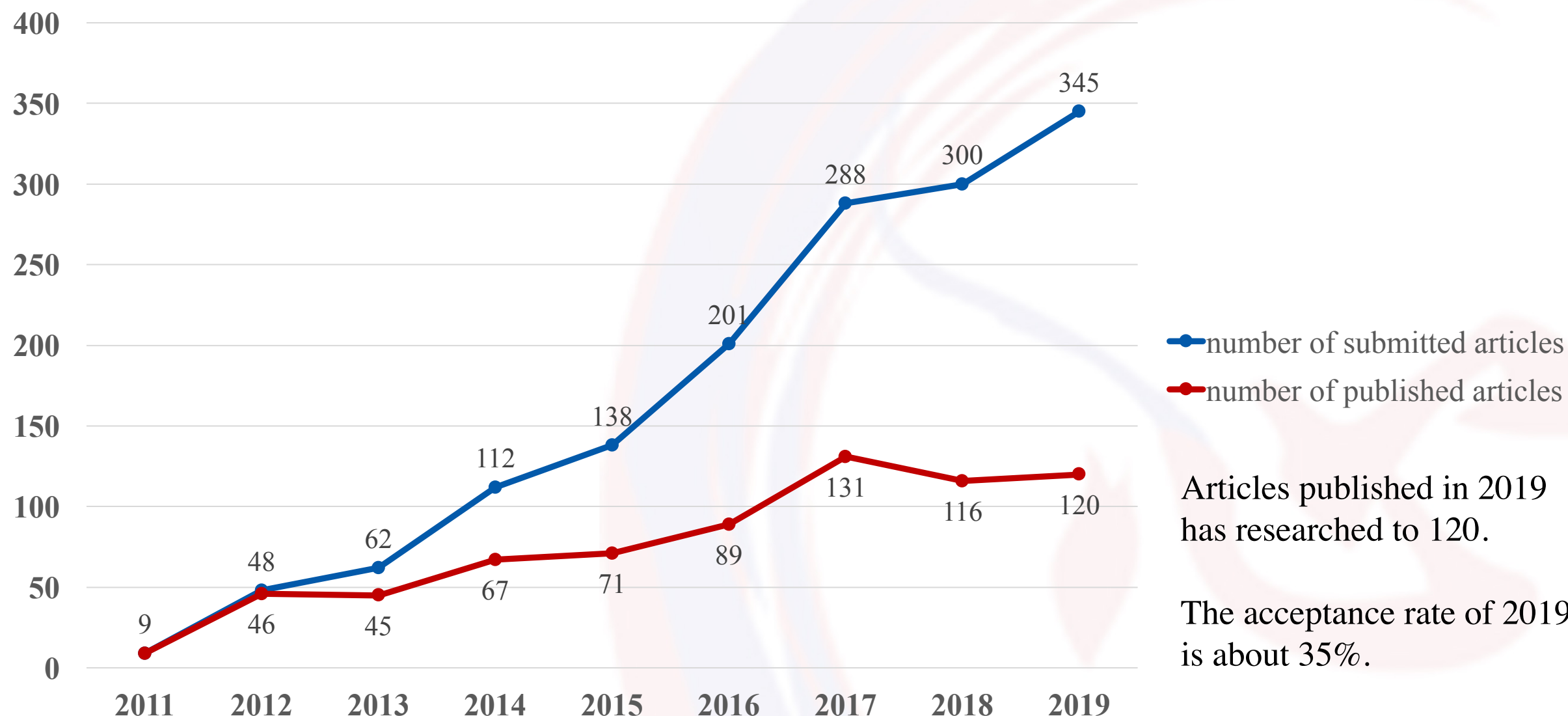


CDT has **72** Editorial Board Members from **23** countries. Among them, 30% from USA, 10% from Germany and 10% from Australia.

16% others include Denmark, Poland, Portugal, Austria, New Zealand, Greece, Mexico, Argentina, Italy, Brazil, Turkey and Mozambique.



4. Number of Submitted Articles and Published Articles (results by year)



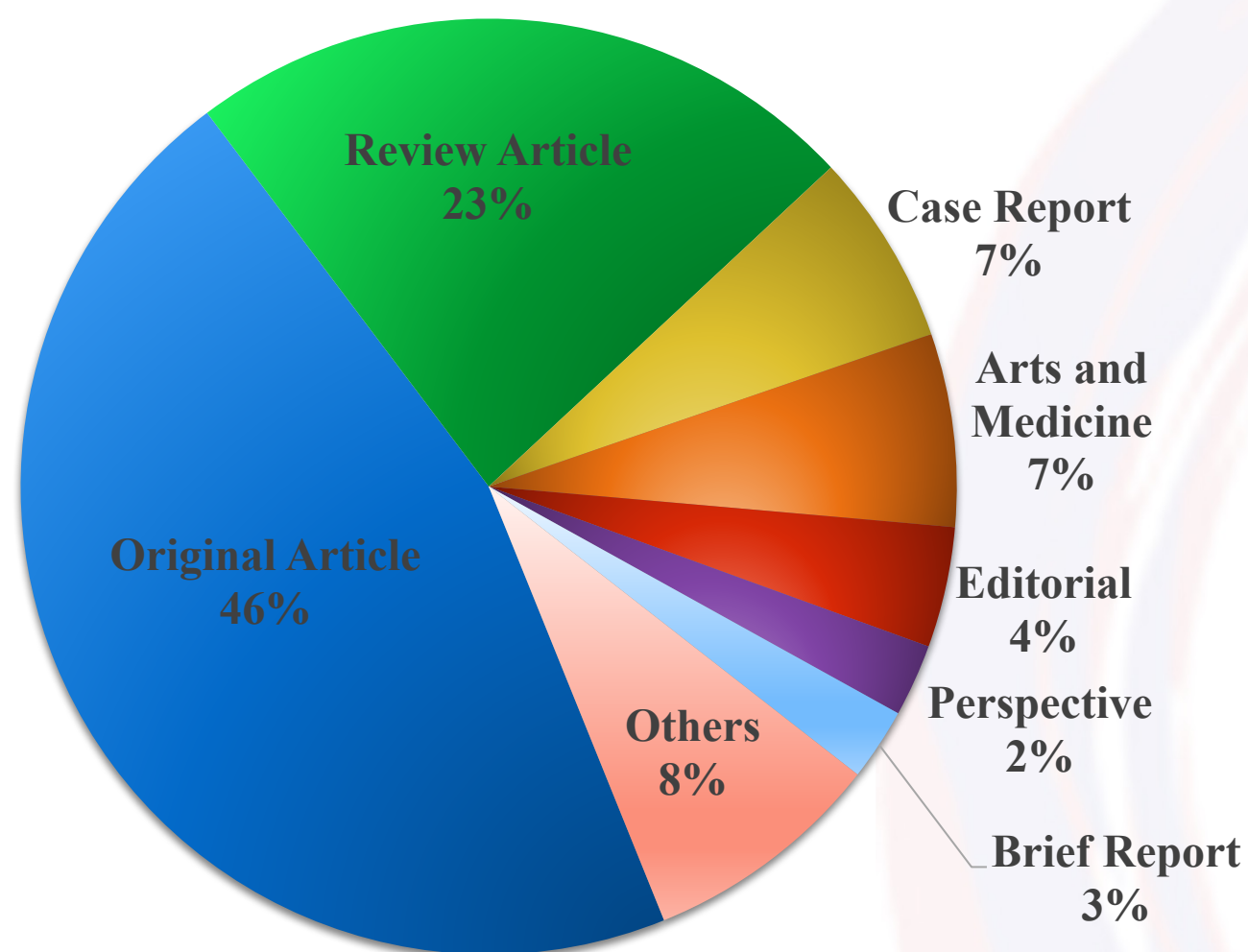
Articles published in 2019 has researched to 120.

The acceptance rate of 2019 is about 35%.

Note: All issues could be found here: <http://cdt.amegroups.com/issue/archive>



5. Types of Articles Published in 2019

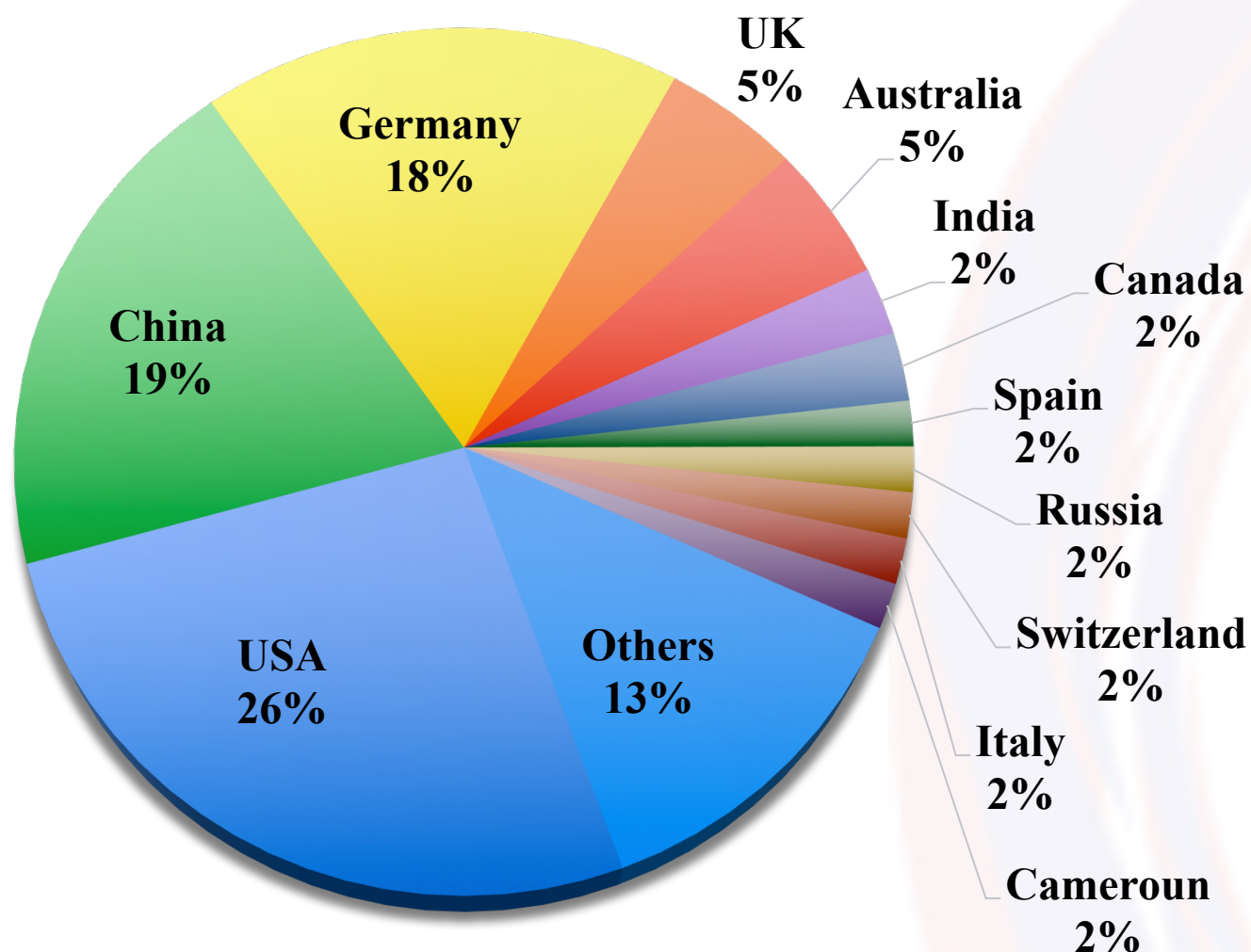


In 2019, CDT has published **120** manuscripts, among which there are **28** review articles and **55** original articles.

The “Other” section includes types like preface, meeting report, technical note, letter to the editor, editorial commentary and news etc.



6. International Diversity of Corresponding Authors in 2019

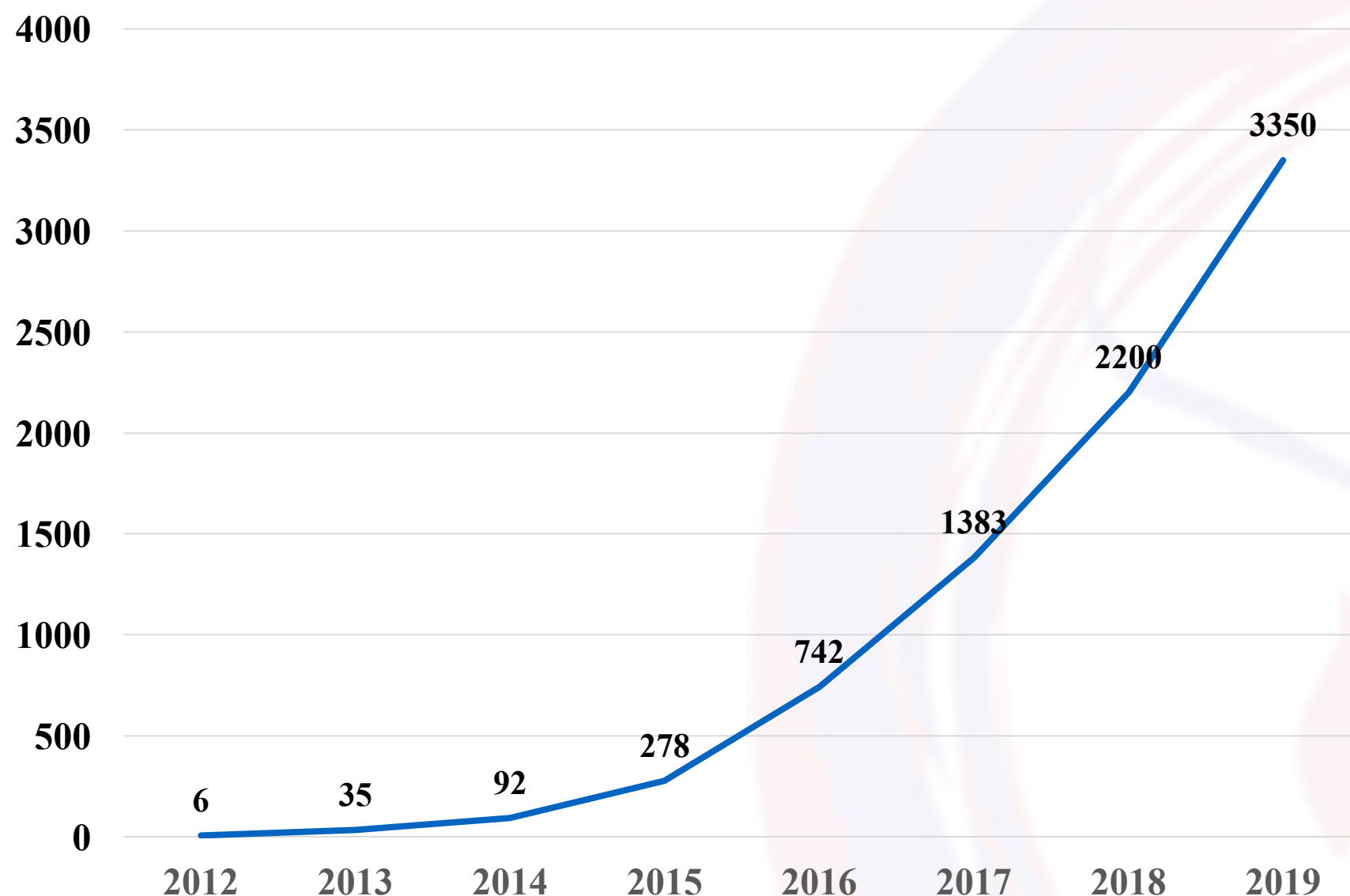


Corresponding authors of **120** articles published in 2019 come from **27** countries with **26%** of them from USA.

The “Other” section includes countries like Belgium, Austria, Japan, Brazil, Lebanon, Turkey, Bangladesh, Saudi Arabia, Mozambique and Greece etc.



7. Citations of CDT (results by year)

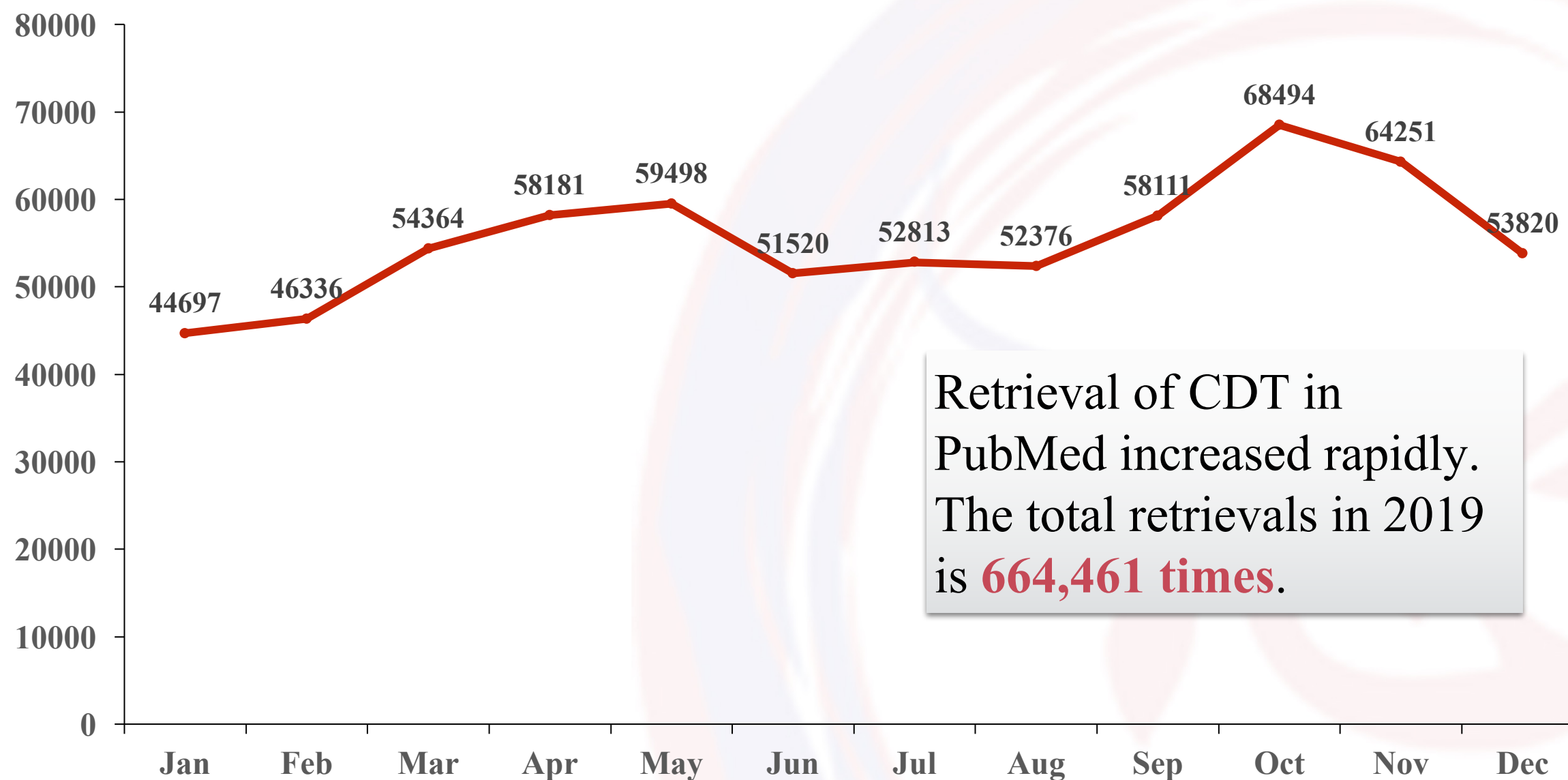


Number of **total citation** has significantly increased to **3,350** in 2019.

Note: Data were collected from Web of Science Core Collection on Dec. 31, 2019.



8. Monthly Retrievals in PubMed in 2019

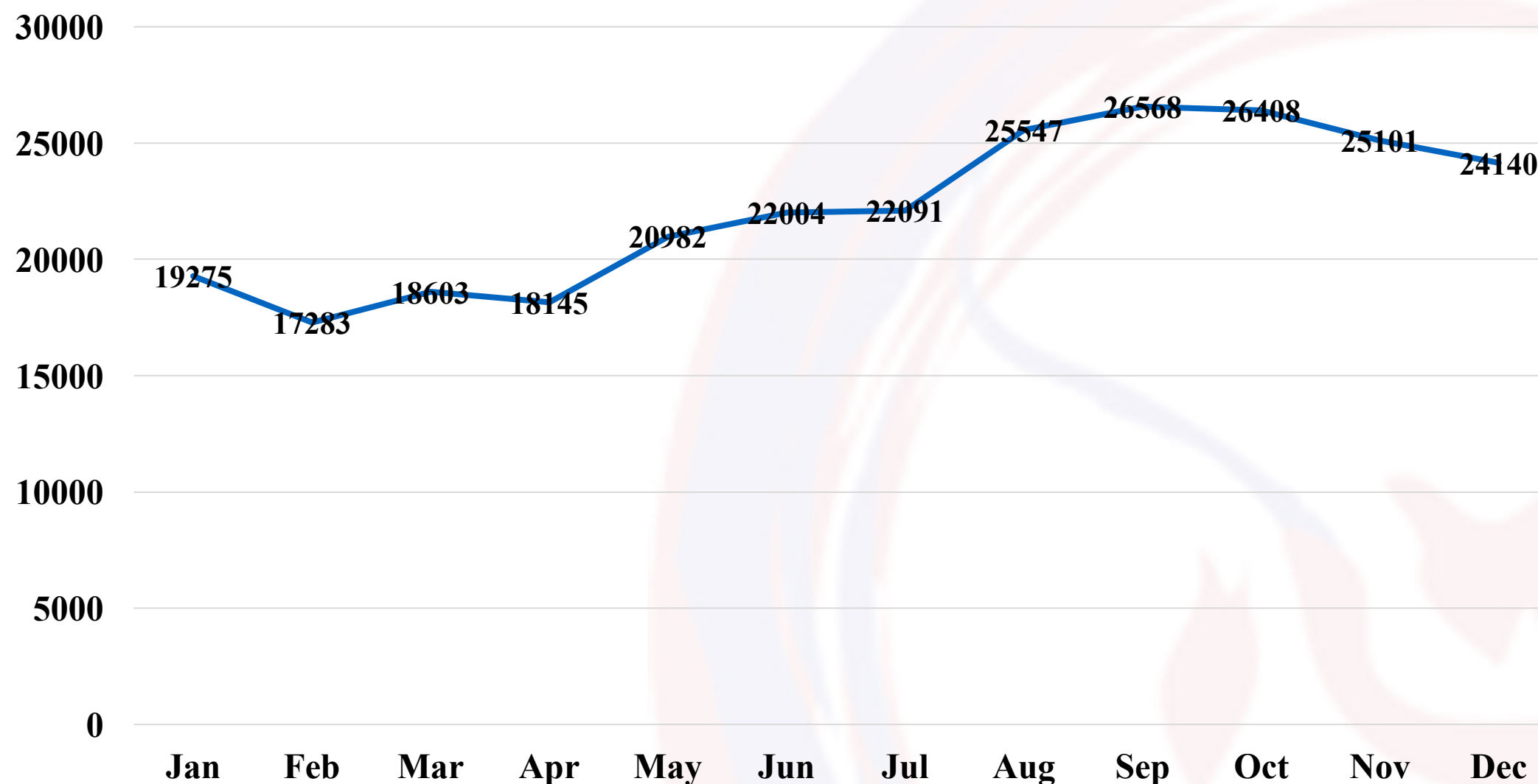


Retrieval of CDT in PubMed increased rapidly. The total retrievals in 2019 is **664,461 times**.

Note: Data were collected from PubMed Central on Dec. 31, 2019.



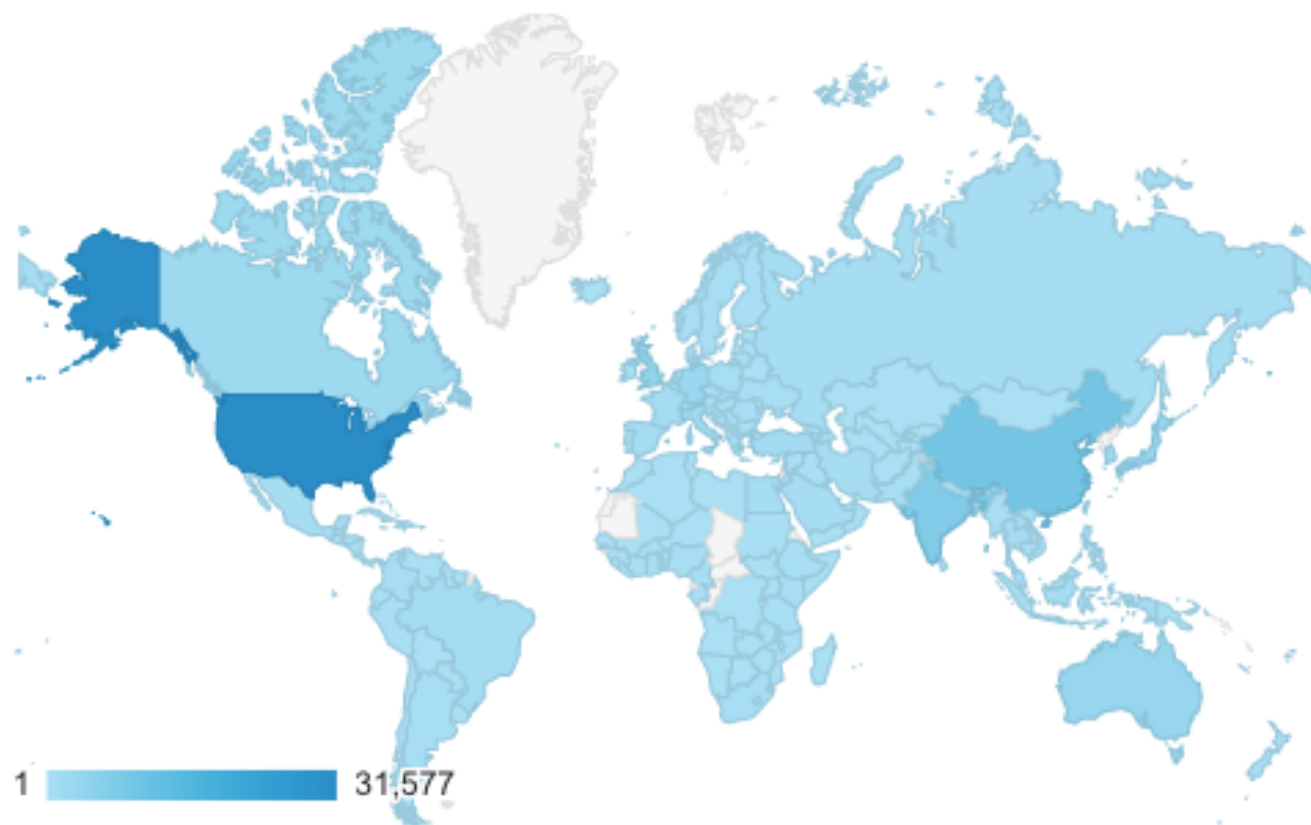
9. Page Views of the Website (2019)



Note: Data were collected from Google Analytics on Dec. 31, 2019.



10. Website Visits in 2019



	Country	Sessions	% Sessions
1.	United States	31,577	30.16%
2.	China	10,527	10.05%
3.	India	7,999	7.64%
4.	United Kingdom	4,697	4.49%
5.	Japan	4,072	3.89%
6.	Australia	3,710	3.54%
7.	Germany	3,070	2.93%
8.	Canada	2,461	2.35%
9.	Italy	2,220	2.12%
10.	South Korea	2,079	1.99%

All together **104,701** visitors. Readers who visited CDT website in 2019 were from diverse countries, with the **majority from USA**, followed by China, India and UK. Other countries include Japan, Australia, Germany, Canada and Italy etc.

Note: Data were collected from Google Analytics on Dec. 31, 2019.



11. Most Cited Articles Published between 2017-2019

Issue	Title	Article Type	Corresponding Author
V7N1	Epidemiological and mortality trends in infective endocarditis, a 17-year population-based prospective study	Original Article	Alberto Cresti
V7N3	Assessing observer variability: a user's guide	Mini-Review	Zoran B. Popović
V7S1	Global progress in prevention of cardiovascular disease	Perspective	Shanthi Mendis
V7N1	Effect of serial infusions of reconstituted high-density lipoprotein (CER-001) on coronary atherosclerosis: rationale and design of the CARAT study	Original Article	Stephen J. Nicholls
V7S1	The role of nutraceuticals in the prevention of cardiovascular disease	Review Article	Maciej Banach
V7N4	Type 2 versus type 1 myocardial infarction: a comparison of clinical characteristics and outcomes with a meta-analysis of observational studies	Original Article	Satyanarayana R. Vaidya
V7N3	Regression of coronary atherosclerosis with infusions of the high-density lipoprotein mimetic CER-001 in patients with more extensive plaque burden	Original Article	Stephen J. Nicholls
V7S3	Deep vein thrombosis: pathogenesis, diagnosis, and medical management	Review Article	Rahmi Oklu
V8N1	Three-dimensional speckle-tracking echocardiography: benefits and limitations of integrating myocardial mechanics with three-dimensional imaging	Review Article	Denisa Muraru
V7N5	Plaque imaging with CT—a comprehensive review on coronary CT angiography based risk assessment	Review Article	Pál Maurovich-Horvat

Note: Data were collected from Web of Science Core Collection on Dec. 31, 2019.



12.1. Focused Issues Published in 2019

Focused Issue (V9N2)

Addressing CVD/NCD in The Context of Reaching
SDG 3.4 in 2030



Shanthi Mendis, MBBS, MD, FRCP
Geneva Learning Foundation,
Geneva, Switzerland



Jagat Narula, MD, PhD, MACC
Zena and Michael A Weiner Cardiovascular
Institute, Icahn School of Medicine at
Mount Sinai, New York, USA



Focused Issue (V9S1)

Vascular imaging



Sandeep Hedgire, MD

Division of Cardiovascular Imaging,
Department of Radiology,
Massachusetts General Hospital,
Harvard Medical School,
Boston, MA, USA




Brian Ghoshhajra, MD, MBA

Division of Cardiovascular Imaging,
Department of Radiology,
Massachusetts General Hospital,
Harvard Medical School,
Boston, MA, USA



Focused Issue (V9S2) Current Management Aspects in Adult Congenital Heart Disease (ACHD): Part II



Harald Kaemmerer, MD, VMD

Department of Pediatric Cardiology and
Congenital Heart Disease, German Heart
Center Munich, Technical University
Munich, Munich, Germany



Yskert von Kodolitsch, MD, MBA

Clinic of Cardiology, University Clinic
Hamburg-Eppendorf, Hamburg, Germany



12.2. Upcoming Focused Issues in 2020

Focused Issue

**Percutaneous Structural and Valvular Heart
Disease Interventions**



John P. Vavalle, MD, MHS, FACC
Division of Cardiology, University of
North Carolina School of Medicine,
Chapel Hill, North Carolina, USA



Sameer Arora, MD
Division of Cardiology, University of
North Carolina School of Medicine,
Chapel Hill, North Carolina, USA



Focused Issue

Cardiovascular Diseases in Low- and Middle-Income Countries



Ntobeko Ntusi

Cardiologist and Professor of Medicine,
University of Cape Town, Cape Town,
South Africa



Focused Issue

Advanced Imaging in The Diagnosis of Cardiovascular Diseases



Luca Saba, MD
Department of Radiology,
Azienda Ospedaliero Universitaria,
Cagliari, Italy



Focused Issue

Clinical Impact of Cardiac CT in Clinical Practice



Filippo Cademartiri, MD, PhD, FESC, FSCCT
Cardiovascular Imaging Unit,
SDN Foundation IRCCS,
Naples, Italy




Focused Issue

Compressive Vascular Syndromes



Sanjeeva Kalva MD, FSIR, FCIRSE
Division of Interventional Radiology,
Department of Radiology,
Massachusetts General Hospital,
Boston, MA, USA



Marcin Kolber MD,
Department of Radiology,
UT Southwestern Medical Center,
Dallas, TX, USA



Focused Issue

The Use of Advanced Cardiac MRI in Heart Failure and Cardiac Hypertrophy



Oliver J. Rider, MA, BMBCh, MRCP
Division of Cardiovascular Medicine,
Radcliffe Department of Medicine,
University of Oxford, Oxford, UK



Andrew J. Lewis, MD
Division of Cardiovascular Medicine,
Radcliffe Department of Medicine,
University of Oxford, Oxford, UK



Focused Issue


Heart Valve Disease



Deborah H. Kwon, MD
Heart and Vascular Institute,
Cleveland Clinic,
Cleveland, OH, USA



Bo Xu, MD
Heart and Vascular Institute,
Cleveland Clinic,
Cleveland, OH, USA



Rhonda Miyasaka, MD
Section of Clinical Cardiology,
Cleveland Clinic Foundation,
Cleveland, OH, USA



Focused Issue

Intracoronary Imaging



Dennis T. L. Wong, MBBS, MD, PhD
Monash Cardiovascular Research Centre,
Monash University and MonashHeart,
Monash Health, Victoria, Australia



Focused Issue

Right Ventricular Dysfunction



Martin Koestenberger
Division of Pediatric Cardiology,
Department of Pediatrics,
Medical University Graz,
Graz, Austria



Harm Jan Bogaard, MD
Department of Pulmonary Medicine,
Amsterdam UMC,
Vrije Universiteit Amsterdam,
Amsterdam, the Netherlands



Georg Hansmann, MD, PhD
Department of Pediatric Cardiology
and Critical Care,
Hannover Medical School,
Hannover, Germany



Focused Issue

Heart Failure in the Young and Old: Insights into Various Therapies



Roland Hetzer, MD, PhD

Heart Institute in Cottbus and Cardio Centrum Berlin,
Berlin, Germany



Focused Issue

Pediatric Pulmonary Hypertension



Christian Apitz, MD

Division of Pediatric Cardiology,
University Children's Hospital,
Ulm, Germany



Astrid Lammers, MD

Division of Paediatric Cardiology,
University Hospital Muenster,
Muenster, Germany



13. Special Column in CDT

Art and Medicine

“Art and Medicine” column, where artists submit their art works related to medicine, together with a short text telling the story of the work. Some of these art works are used as cover images.

In 2019, 8 articles have been published in this column:

<http://cdt.amegroups.com/post/category/Arts-And-Medicine>

Arts and Medicine

more

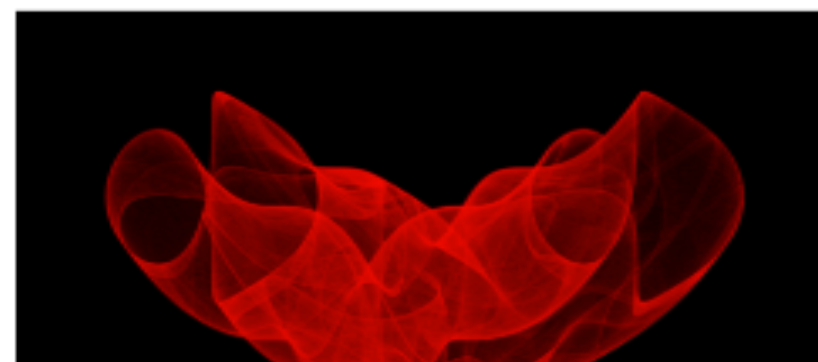


Installations, video works, paintings **More**

>>



Networked Life **More >>**



Dimension of time in strange attractors



14. Introduction of the Publisher AME

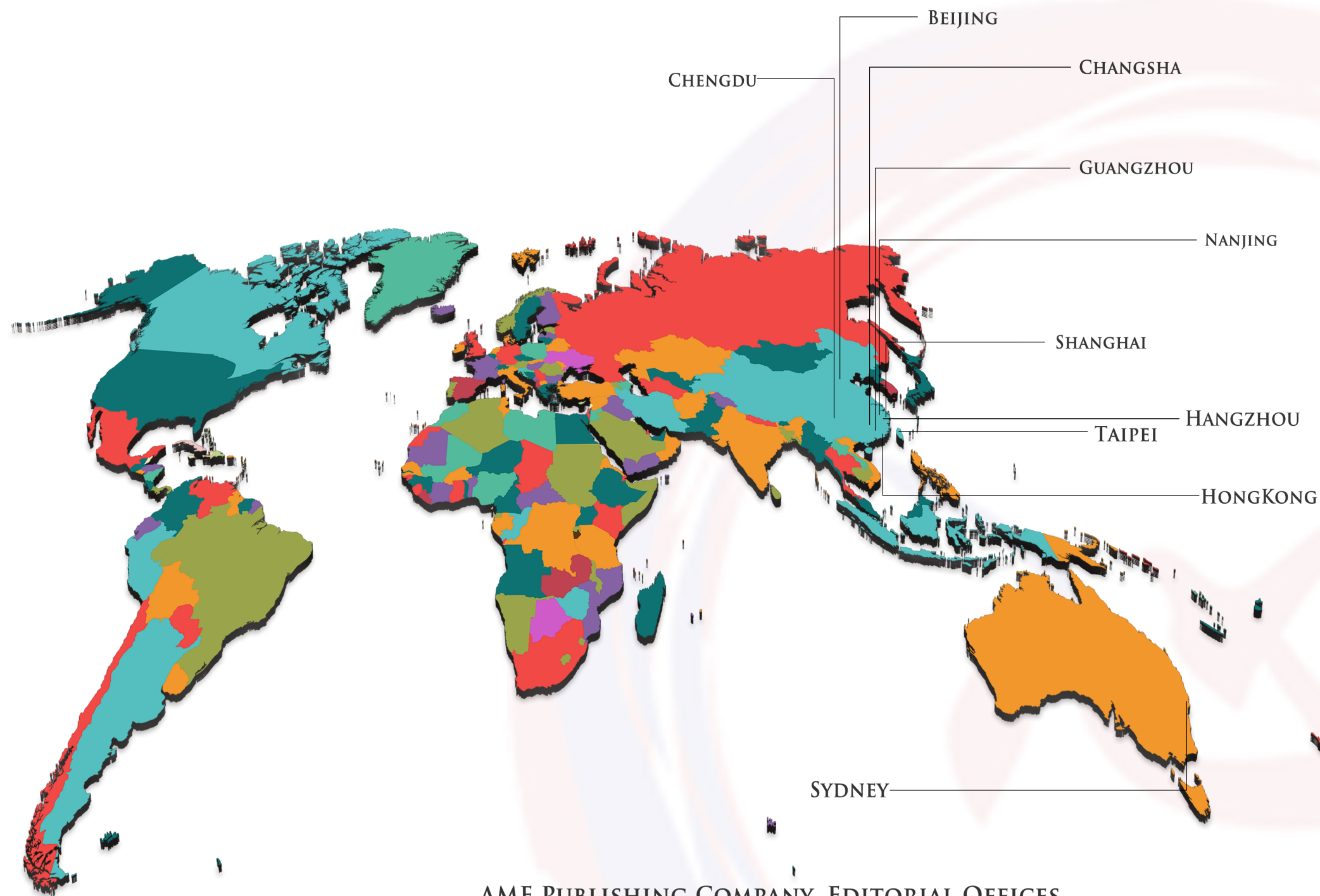
Our Publisher—

AME Publishing Company

www.amegroups.com

- Established in 2009
- Registered in Hong Kong
- 10 offices around the world
- 60+ peer-reviewed journals
 - 13 indexed in SCIE
 - 18 indexed in PubMed (PMC/MEDLINE)
- 120+ Medical Books
 - 60+ Medical Books in English
 - 60+ Medical Books in Chinese





AME PUBLISHING COMPANY, EDITORIAL OFFICES

Email: hr@amegroups.com