






## STROBE Statement—checklist of items that should be included in reports of observational studies

Section/item	Item No	Recommendation	Reported on Page Number/Line Number	Reported on Section/Paragraph
Title and abstract	1	(a) Indicate the study's design with a commonly used term in the title or the abstract	P1/Line1-2	Title
		(b) Provide in the abstract an informative and balanced summary of what was done and what was found	P2/Line17-36	Abstract
<b>Introduction</b>				
Background/ rationale	2	Explain the scientific background and rationale for the investigation being reported	P3/Line38-60	Introduction
Objectives	3	State specific objectives, including any prespecified hypotheses	P3/Line60-63	Introduction
<b>Methods</b>				
Study design	4	Present key elements of study design early in the paper	P/Line	
Setting	5	Describe the setting, locations, and relevant dates, including periods of recruitment, exposure, follow-up, and data collection	P4-7/Line66-78;92-100;131-154	Patients;Preoperative preparation;Preoperative 
Participants	6	(a) <b>Cohort study</b> —Give the eligibility criteria, and the sources and methods of selection of participants. Describe methods of follow-up <b>Case-control study</b> —Give the eligibility criteria, and the sources and methods of case ascertainment and control selection. Give the rationale for the choice of cases and controls <b>Cross-sectional study</b> —Give the eligibility criteria, and the sources and methods of selection of participants	P4/Line79-86	Patients
		(b) <b>Cohort study</b> —For matched studies, give matching criteria and number of exposed and unexposed <b>Case-control study</b> —For matched studies, give matching criteria and the number of controls per case	N/A	N/A
Variables	7	Clearly define all outcomes, exposures, predictors, potential confounders, and effect modifiers. Give diagnostic criteria, if applicable	P6-7/Line140-154	Follow up and Outcome evaluation
Data sources/ measurement	8*	For each variable of interest, give sources of data and details of methods of assessment (measurement). Describe comparability of assessment methods if there is more than one group	P6-7/Line131-154	Postoperative management; Follow up 
Bias	9	Describe any efforts to address potential sources of bias	N/A	N/A
Study size	10	Explain how the study size was arrived at	N/A	N/A
Quantitative variables	11	Explain how quantitative variables were handled in the analyses. If applicable, describe which groupings were chosen and why	N/A	N/A

Statistical methods	12	(a) Describe all statistical methods, including those used to control for confounding	P7/Line156-172	
		(b) Describe any methods used to examine subgroups and interactions	N/A	N/A
		(c) Explain how missing data were addressed	N/A	N/A
		(d) <b>Cohort study</b> —If applicable, explain how loss to follow-up was addressed <b>Case-control study</b> —If applicable, explain how matching of cases and controls was addressed <b>Cross-sectional study</b> —If applicable, describe analytical methods taking account of sampling strategy	N/A	N/A
		(e) Describe any sensitivity analyses	N/A	N/A
<b>Results</b>				
Participants	13*	(a) Report numbers of individuals at each stage of study—eg numbers potentially eligible, examined for eligibility, confirmed eligible, included in the study, completing follow-up, and analysed	P7/Line165-167;175-177	Baseline characteristics; Follow-up outcomes and 
		(b) Give reasons for non-participation at each stage	N/A	N/A
		(c) Consider use of a flow diagram	N/A	N/A
Descriptive data	14*	(a) Give characteristics of study participants (eg demographic, clinical, social) and information on exposures and potential confounders	P7/Line165-167	Baseline characteristics
		(b) Indicate number of participants with missing data for each variable of interest	N/A	N/A
		(c) <b>Cohort study</b> —Summarise follow-up time (eg, average and total amount)	P7/Line175-176	Follow-up outcomes and 
Outcome data	15*	<b>Cohort study</b> —Report numbers of outcome events or summary measures over time	P7-8/Line169-181	Surgical outcomes; 
		<b>Case-control study</b> —Report numbers in each exposure category, or summary measures of exposure	N/A	N/A
		<b>Cross-sectional study</b> —Report numbers of outcome events or summary measures	N/A	N/A
Main results	16	(a) Give unadjusted estimates and, if applicable, confounder-adjusted estimates and their precision (eg, 95% confidence interval). Make clear which confounders were adjusted for and why they were included	N/A	N/A
		(b) Report category boundaries when continuous variables were categorized	N/A	N/A
		(c) If relevant, consider translating estimates of relative risk into absolute risk for a meaningful time period	N/A	N/A
Other analyses	17	Report other analyses done—eg analyses of subgroups and interactions, and sensitivity analyses	N/A	N/A
<b>Discussion</b>				
Key results	18	Summarise key results with reference to study objectives	P8/Line183-186	Discussion
Limitations	19	Discuss limitations of the study, taking into account sources of potential bias or imprecision. Discuss both direction and magnitude of any potential bias	P10/Line241-247	Discussion

Interpretation	20	Give a cautious overall interpretation of results considering objectives, limitations, multiplicity of analyses, results from similar studies, and other relevant evidence	P8-10/Line187-247	Discussion
Generalisability	21	Discuss the generalisability (external validity) of the study results	P10/Line248-252	Discussion
<b>Other information</b>				
Funding	22	Give the source of funding and the role of the funders for the present study and, if applicable, for the original study on which the present article is based	P10/Line254-255	Acknowledgments

\*Give information separately for cases and controls in case-control studies and, if applicable, for exposed and unexposed groups in cohort and cross-sectional studies.

**Note:** An Explanation and Elaboration article discusses each checklist item and gives methodological background and published examples of transparent reporting. The STROBE checklist is best used in conjunction with this article (freely available on the Web sites of PLoS Medicine at <http://www.plosmedicine.org/>, Annals of Internal Medicine at <http://www.annals.org/>, and Epidemiology at <http://www.epidem.com/>). Information on the STROBE Initiative is available at [www.strobe-statement.org](http://www.strobe-statement.org).

Article information: <http://dx.doi.org/10.21037/atm-19-3344>

\*As the checklist was provided upon initial submission, the page number/line number reported may be changed due to copyediting and may not be referable in the published version. In this case, the section/paragraph may be used as an alternative reference.