

The 97th American Association for Thoracic Surgery (AATS) Centennial

Chen Ling

Editorial Office, AME Publishing Company, Guangzhou 510000, China

Correspondence to: Chen Ling, Senior Editor, Editorial Office, AME Publishing Company, Jinhui Building, Jiefang South Road No. 123, Yuexiu District, Guangzhou 510030, China. Email: lingc@amegroups.com.

Submitted Aug 01, 2017. Accepted for publication Aug 08, 2017.

doi: 10.21037/jtd.2017.08.83

View this article at: <http://dx.doi.org/10.21037/jtd.2017.08.83>

The 97th American Association for Thoracic Surgery (AATS) Centennial was held during April 29–May 3, 2017 in the historic city of Boston, Massachusetts, United States. Thousands of cardiothoracic researchers from around the world gathered at Hynes Convention Center celebrating 100 years of AATS.

Founded in 1917, AATS has walked through 100 years of development. With the mission to promote research progress and innovation in thoracic and cardiovascular surgery so that 100 years from now, breakthroughs that seem unimaginable come to reality.

Presidential address focused on learning and teams

In speech of Dr. Thoralf M. Sundt II, he emphasized that learning is the core of the team development and of dealing the complex worlds. We are living in a complex, unpredictable world, relying on individual knowledge and authority is no longer sufficient.

“In order to maximize success, we have to pay more attention to diversity in a team”. He said. “Because diversity increases the chances of finding the best good solution.”

“Enhance the collaboration and interaction of our team is completely within our power. No hospital committee or departmental approval is required. Even though you cannot

solve all of the problems, you do have an enormous impact on those individuals around you.”

As the leader of a team, “everyone is watching you.” he added.

Dr. Sundt concluded by suggesting that it is very important to confront inevitable failure as a learning experience. “Trust your team—you need them. The patient needs them.” he said (*Figure 1*).

Research section of AATS

This year, AATS has set up plenty of speech section and targeted at Cardiothoracic Anesthesia, Critical Care, Cardiology, Pulmonology, Radiology, Gastroenterology, Thoracic Oncology and Vascular Surgery (*Figures 2-5*).

AME academic club

With great enthusiasm, AME Publishing Company have provided an active platform for the academic and professional development in the field of thoracic surgery. We have made positive contributions to the promotion of the latest research progress, newest discoveries and medical technology. At AATS this year, AME set up a booth (*Figures 6-20*) which provide an opportunity for researchers to have discussions, share their opinions as well as build upon each other's work.



Figure 1 Presidential address focused on learning and teams.



Figure 2 Dr. David Sugarbaker from Baylor College of Medicine address topic of “*A Phase I Trial of Extrapleural Pneumonectomy or Pleurectomy/Decortication, Intrathoracic/Intraperitoneal Hyperthermic (HIOC) Cisplatin and Gemcitabine with Intravenous Amifostine and Sodium Thiosulfate Cytoprotection for Patients with Resectable Malignant*”.



Figure 3 Dr. Wayne L. Hofstetter from MD Anderson Cancer Center address topic of “*Endoscopic Mucosal Resection for Submucosal Esophageal Cancer*”.



Figure 4 Dr. Tirone E. David from Toronto General Hospital address topic of “*Tricuspid Annulus Diameter Does Not Predict the Development of Tricuspid Regurgitation after Mitral Valve Repair for Mitral Regurgitation Due to Degenerative Diseases*”.



Figure 5 Dr. Hasan F. Batirel from Marmara University Hospital address topic of “*Macroscopic Complete Resection Does Not Affect Survival in Patients with Malignant Pleural Mesothelioma: It Is All Histology and Nodal Disease*”.



Figure 6 Booth of AME Publishing Company. The design of the booth has showed our passion to the research of thoracic.




Figure 7 Communication in the booth. (A) and (B) AME groups introducing the company and the books to experts who come to our booth; (C) Dr. David Jones from MSKCC (second from left); Dr. Jianxing He (second from right) are meeting with CEO of AME, Mr. Stephen Wang (first from the right).



Figure 8 Communication in the booth. (A) Smile!! Editor-in-Chief of *IVATS*, Dr. Mark W. Onaitis is interact with AME Staff; (B) AATS former chairman, Dr. Alexander Patterson and Prof. Jianxing He; (C) experts from Turkey sharing Chinese history with AME staff.



Figure 9 One of the scene of the booth.




Figure 10 Communication in the booth. (A) Dr. Frank C. Detterbeck from Yale University (second from left); Prof. Wentao Fang (second from right); (B) Mr. Stephen Wang and Dr. Alexander Patterson.



Figure 11 Communication in the booth. (A) Mr. Stephen Wang communicate with Dr. K. Robert Shen from Mayo Clinic; (B) Dr. Frank C. Deterbeck wrote down his wishes to AME; (C) AME groups present the book *Annals of Cardiothoracic Surgery: Art of Operative Techniques* (volume I) as a gift to experts.



Figure 12 AME groups present certificates to our editorial board members. (A) Dr. Hiran C. Fernando from Inova Fairfax Medical Campus, editorial board member of *JTD* and *AMJ*; (B) Dr. Mark Berry from Stanford University Medical Center, editorial board member of *JTD* and *VATS*.




Figure 13 AME groups present certificates to our editorial board members. (A) Dr. Mark W. Onaitis from UC San Diego Health, Editor-in-chief of *VATS*; (B) Dr. Mario Gaudino from Weill Cornell Medicine, editorial board member of *JTD*; (C) Dr. Hiroyuki Oizumi, from Yamagata University, editorial board member of *JOVS*.




Figure 14 AME groups present certificates to our editorial board members. (A) Dr. Tohru Asai, Chairman of ISMICS 2016 Winter Workshop, editorial board member of *JOVIS*; (B) Dr. Mohsen Ibrahim, from Sant'Andrea Hospital, editorial board member of *JOVIS*; (C) Dr. Brendon M. Stiles, from Weill Cornell Medicine, editorial board member of *VATS*; (D) Dr. Konrad Hoetzenecker, from Medical University of Vienna, editorial board member of *JTD*.



Figure 15 Group photos. (A) Dr. Bruce W. Lytle; (B) Dr. Theodor Fischlein; (C) Dr. Bryan Burt; (D) Dr. Daniela Molena.




Figure 16 Group photos. (A) Dr. Scott J. Swanson (Brigham & Women's Hospital); (B) Dr. Federico Venuta; (C) Prof. Xiuyi Zhi (third from left).



Figure 17 Group photos. (A) From left to right, Prof. Jianxing He, Dr. Diego Gonzalez-Rivas, Dr. Rodney Landreneau, Dr. Hiran C. Fernando; (B) Mr. Stephen Wang (first from left), Thomas A. D'Amico (second from left), Dr. Yaxing Shen (first from right); (C) Prof. Jianxing He (second from left), Dr. Alexander Patterson (third from left).



Figure 18 Group photos. (A) Dr. Toni Lerut; (B) Dr. Sai Yendamuri.




Figure 19 Group photos. (A) Dr. K. Robert Shen and Mr. Stephen Wang; (B) Dr. Diego Gonzalez-Rivas; (C) Mr. Stephen Wang (first from left), Dr. David Jones (second from left), Prof. Jianxing He (first from right).




Figure 20 Group photos. (A) Prof. Yin Li (first from left) and Prof. Haibo Sun (first from right); (B) Dr. Gianluca Torregrossa; (C) Mr. Stephen Wang (second from left), Prof. Lijie Tan (second from right), Dr. Yaxing Shen (first from right).

Acknowledgements

None.

Footnote

Conflicts of Interest: The author has no conflicts of interest to declare.

Cite this article as: Ling C. The 97th American Association for Thoracic Surgery (AATS) Centennial. *J Thorac Dis* 2017;9(9):E831-E840. doi: 10.21037/jtd.2017.08.83