

TRANSLATIONAL BREAST CANCER RESEARCH

A JOURNAL FOCUSING ON TRANSLATIONAL RESEARCH IN BREAST CANCER

2022 ANNUAL REPORT

Editorial Office
tbc@amegroups.com

Outline of the Report

1. General Information
2. Editor-in-Chief
3. Geographic Distribution of Editorial Board Members
4. Number of Published Articles in 2022
5. Type of Articles Published in 2022
6. Geographic Distribution of 2022 Corresponding Authors
7. Website Visits in 2022
8. Pageviews in 2022
9. Most Viewed Articles Published in TBCR
10. Cover Image Display
11. Introduction to the Publisher AME

1. General Information



Translational Breast Cancer Research

- Open-access
- Peer-review
- Quarterly publication
- Formally launched in November 2019
- Member of Committee on Publication Ethics (COPE)

A journal focusing on translational research in breast cancer and containing articles dealing with laboratory investigations as well as clinical studies.

2. Editor-in-Chief

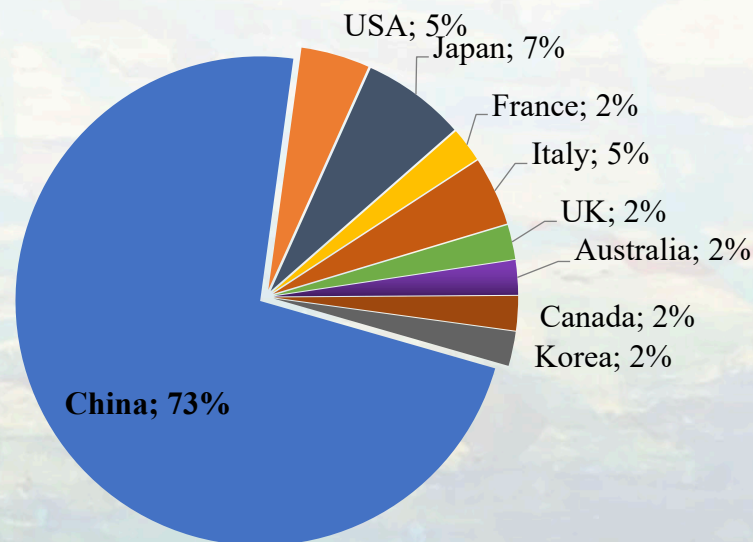


Editor-in-Chief

Prof. Dr. Zefei Jiang, MD
Department of Breast Oncology,
The Fifth Medical Center of
Chinese PLA General Hospital, Beijing, China

[Dr. Zefei Jiang: our journey beyond the stars and seas:](https://tbcr.amegroups.com/article/view/37553/html)
<https://tbcr.amegroups.com/article/view/37553/html>

3. Geographic Distribution of Editorial Board Members



In 2022, the number of editorial team amounted to **44** with leading domestic and overseas experts joining us, who mainly come from China, Japan, the USA, Italy, France, Australia and UK.

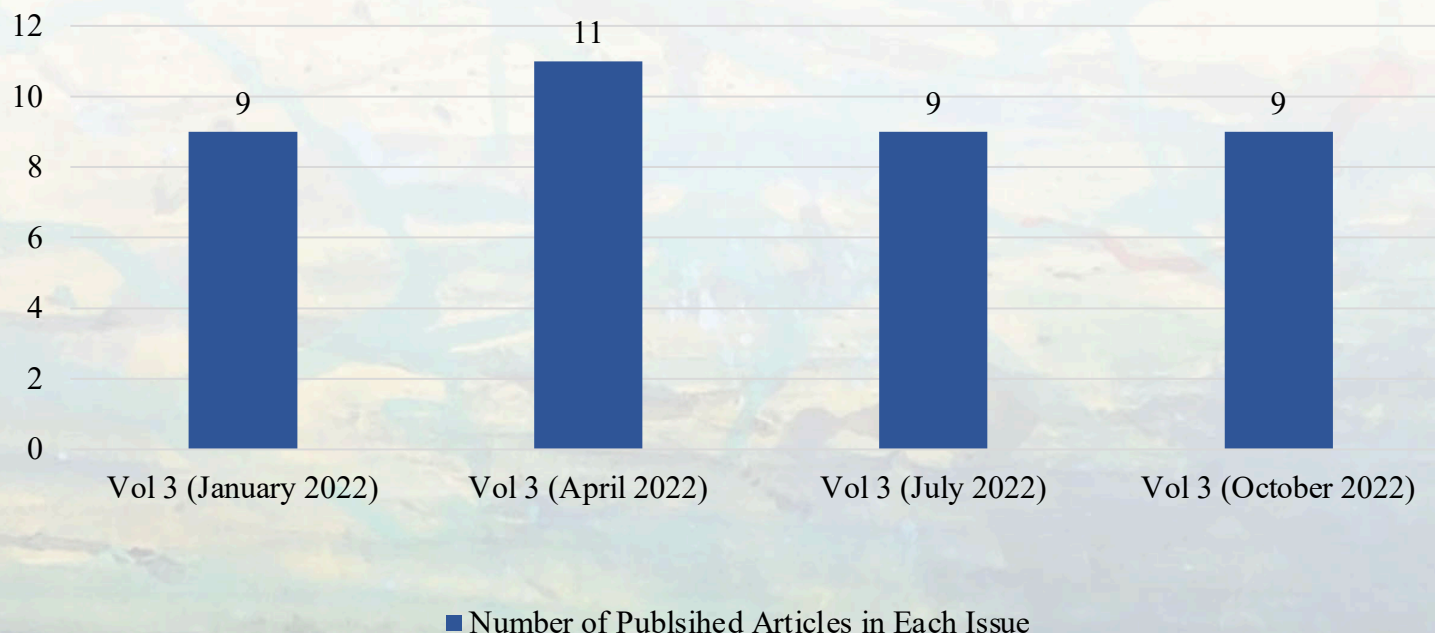
Note: Data were collected from January 1st, 2022 to December 31st, 2022

A Collage of TBCR Editorial Team Members



Note: Data were collected from January 1st, 2022 to December 31st, 2022.

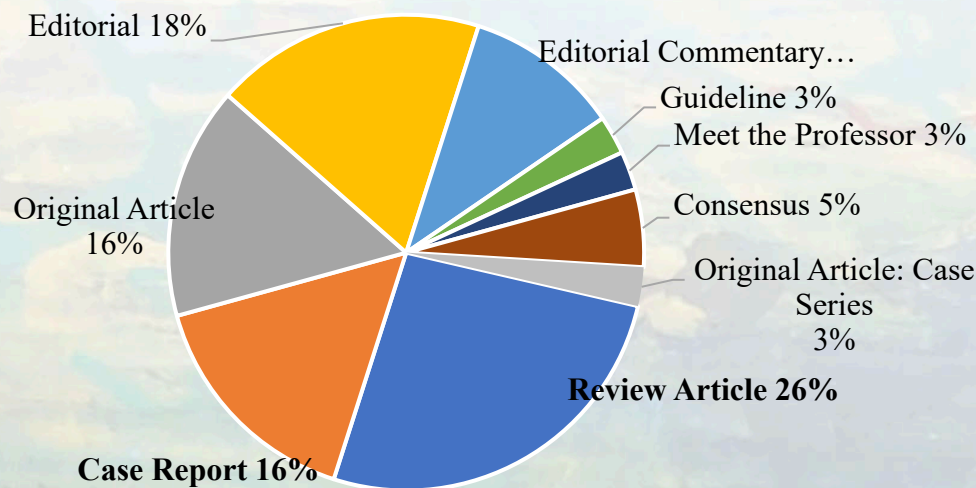
4. Number of Published Articles in 2022



As a quarterly publication, TBCR published 4 issues in 2022. Each issue focused on a particular theme, which features a current hot topic in breast cancer research.

Note: Data were collected from January 1st, 2022 to December 31st, 2022

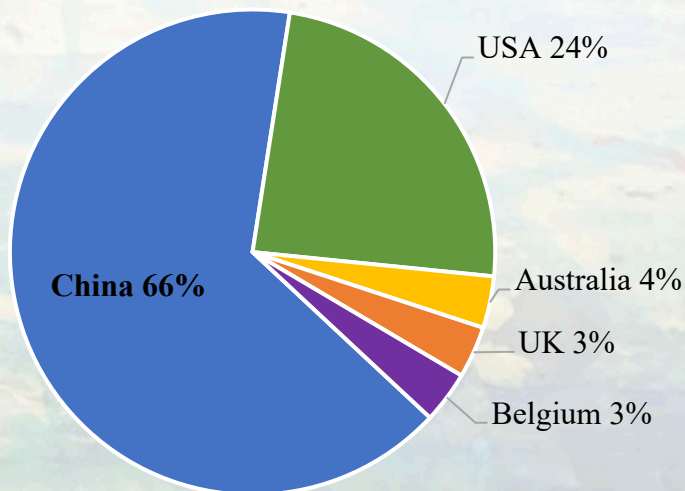
5. Type of Articles Published in 2022



TBCR published **38** pieces of articles in 2022, among which there are Original Article, Guideline, Case Report, Review Article, Editorial and other types.

Note: Data were collected from January 1st, 2022 to December 31st, 2022

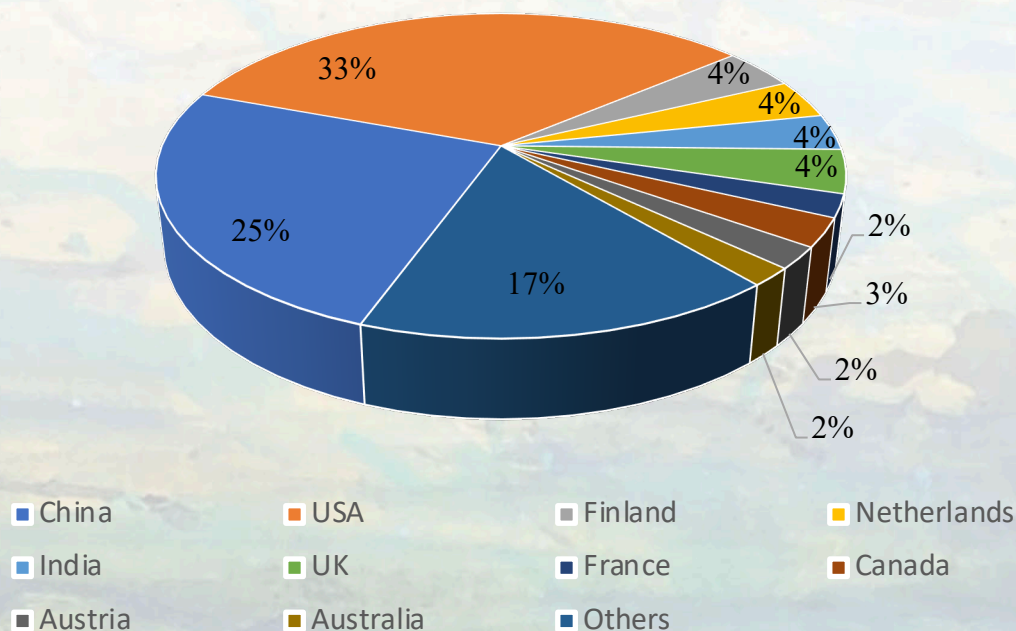
6. Geographic Distribution of 2022 Corresponding Authors



The authors of TBCR come from diverse countries. In 2022, there were **32** corresponding authors coming from **5** different countries in TBCR, most of whom come from China, USA and Australia.

Note: Data were collected from January 1st, 2022 to December 31st, 2022

7. Website Visits in 2022



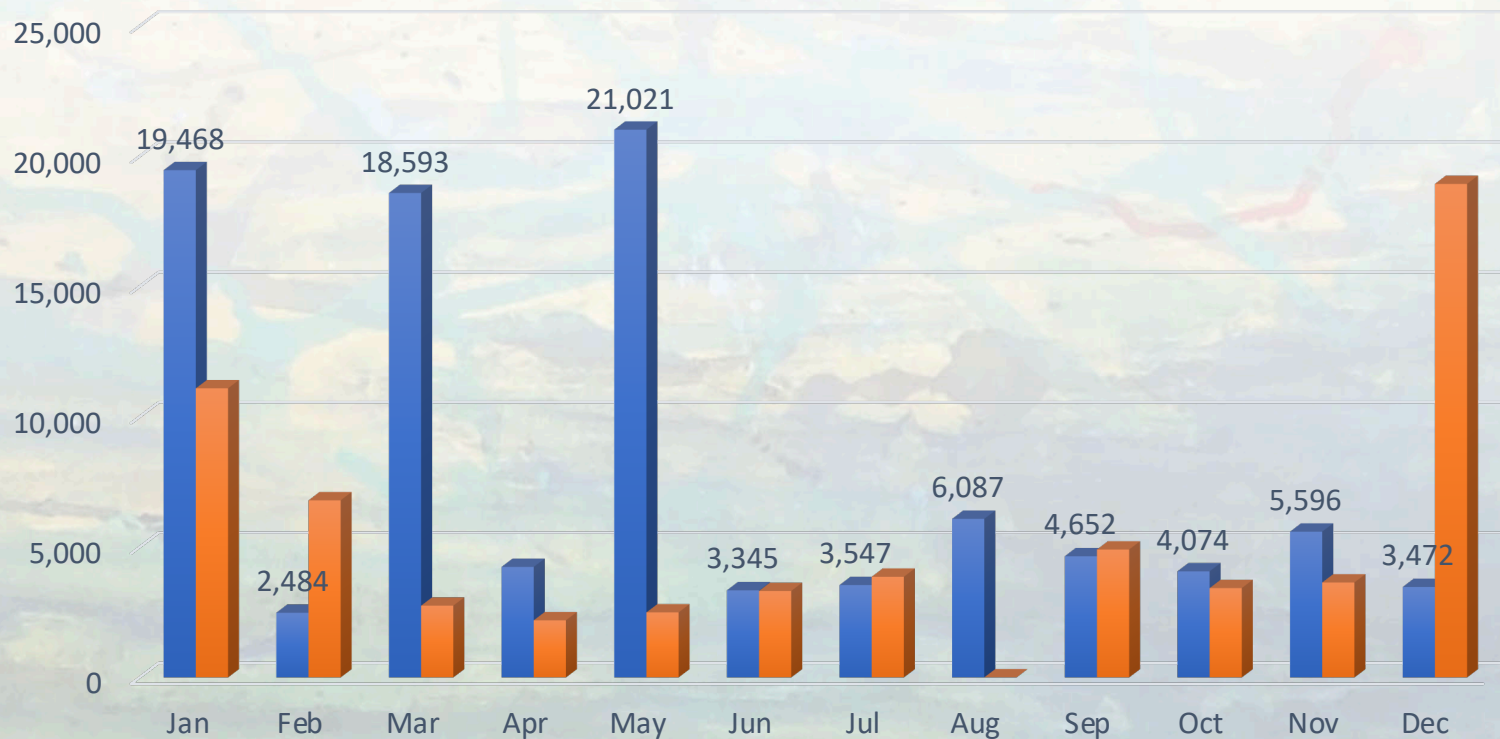
Country	Website visits
USA	7,492
China	5,660
UK	977
Finland	921
Netherlands	869
India	806
Canada	640
France	513
Austria	487
Australia	411
Others(Italy, South Korea, el)	3,784

All together **22,560** visitors between Jan. 2022 and Dec. 2022. Readers who visited TBCR website in this period were from diverse countries, with the majority from the USA, followed by China, UK, Finland, Netherlands and etc.

Note: Data were collected from January 1st, 2022 to December 31st, 2022.

8. Pageviews in 2022

■ 2022 ■ 2021



The pageviews of TBCR between Jan. 2022 and Dec. 2022 has obviously increased, and the traffic reached **21,021** in May.

Note: Data were collected from January 1st, 2022 to December 31st, 2022.

9. Most Viewed Articles Published in TBCR



Guideline:

Chinese Society of Clinical Oncology (CSCO) Breast Cancer Guidelines 2022



Case Report:

Pseudoangiomatous stromal hyperplasia causing massive unilateral breast enlargement—a case report



Original Article:

Efficacy and safety of inetetamab in combination with chemotherapy as first-line treatment of HER2-positive metastatic breast cancer: a subgroup analysis in the HOPES study




Review Article:

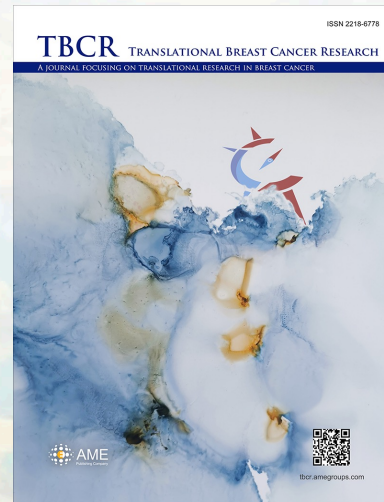
Innovation drug approvals based on a bridging study: from concept to practice

Note: Data were collected from January 1st, 2022 to December 31st, 2022.


10. Cover Image Display



Vol 3 (January 2022)



Vol 3 (April 2022)



Vol 3 (July 2022)



Vol 3 (October 2022)

In TBCR, different cover images are designed to highlight the featured article in each issue.

Note: Data were collected from January 1st, 2022 to December 31st, 2022

11. Introduction to the Publisher AME

Meet our Publisher

AME Publishing Company

- Established in 2009
- Registered in Hong Kong
- 10 offices around the world
- **60+ peer-reviewed journals**
 - 13 indexed in SCIE
 - 7 indexed in ESCI
 - 20 indexed in PubMed/PMC/MEDLINE
- **200+ Medical Books**
 - 80+ Medical Books in English
 - 120+ Medical Books in Chinese
 - 150+ Electronic Editions

