

ABS

ANNALS OF BREAST SURGERY

AN OPEN ACCESS JOURNAL TO BRIDGE BREAST SURGEONS ACROSS THE WORLD

2024 Annual Report

Email: abs@amegroups.com

Website: <https://abs.amegroups.org/>

Updated on December 31st, 2024

Outline of the Report

1. General Information
2. Editors-in-Chief
3. Geographic Distribution of Editorial Board Members
4. Diverse Types of Articles Published in 2024
5. Diversity of Corresponding Authors in 2024
6. Pageviews from Google Analytics between 2023 and 2024
7. Website Visits in 2024
8. Most Read Articles Published in 2024 (Top 5)
9. Ongoing Special Series
10. Interviews with Editorial Board Members
11. Interviews with Outstanding Authors (2024)
12. Reviewer of the Month (2024)
13. Introduction of the Publisher AME

1. General Information



- Open-access
- Peer-reviewed
- Electronic journal
- Online ISSN: 2616-2776
- Launched in August 2017
- Indexed in Web of Science [Emerging Sources Citation Index (ESCI)]
- Indexed in Scopus
- Member of Committee on Publication Ethics (COPE)

ABS provides current and practical information on prevention, diagnosis, and clinical investigations of breast diseases, which focuses on cutting-edge findings in the field of breast surgery.

2. Editors-in-Chief

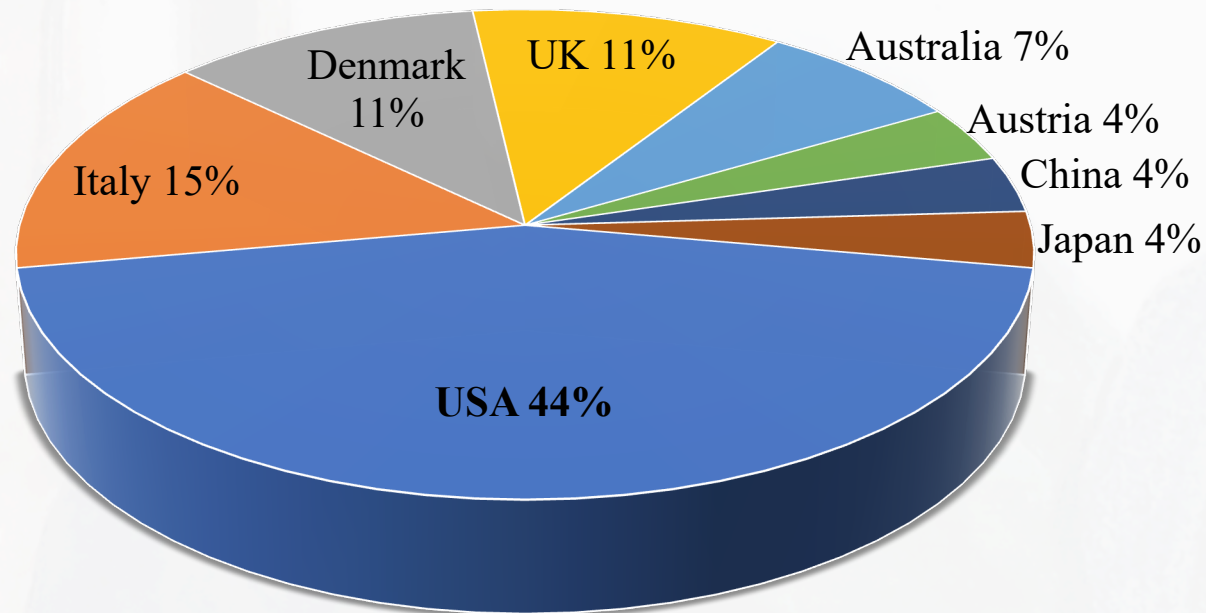


Kwok-Leung Cheung
School of Medicine, University of Nottingham,
Nottingham, UK



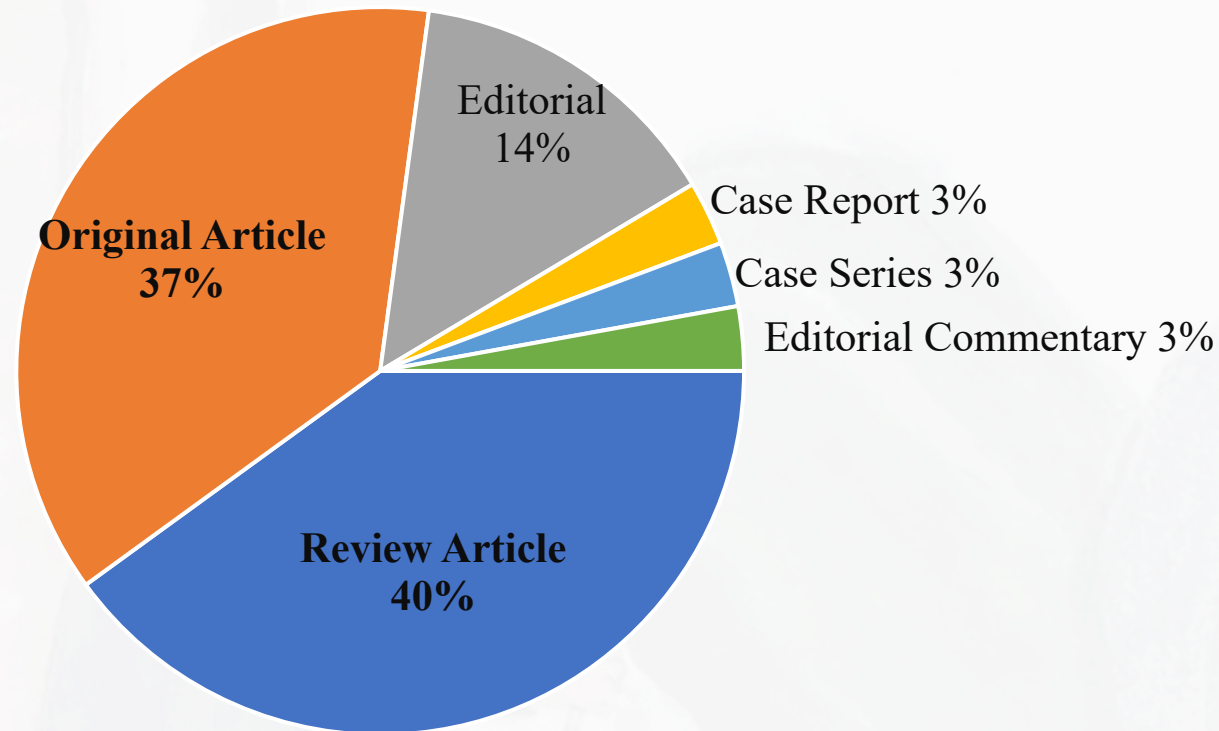
Xi-ru Li
Division of Breast Surgery, Department of
General Surgery, General Hospital of Chinese,
People's Liberation Army Beijing, China

3. Geographic Distribution of Editorial Board Members



27 current editorial board members come from 8 countries, among who there are 44% from the USA, followed by Italy, Denmark, the UK and Australia.

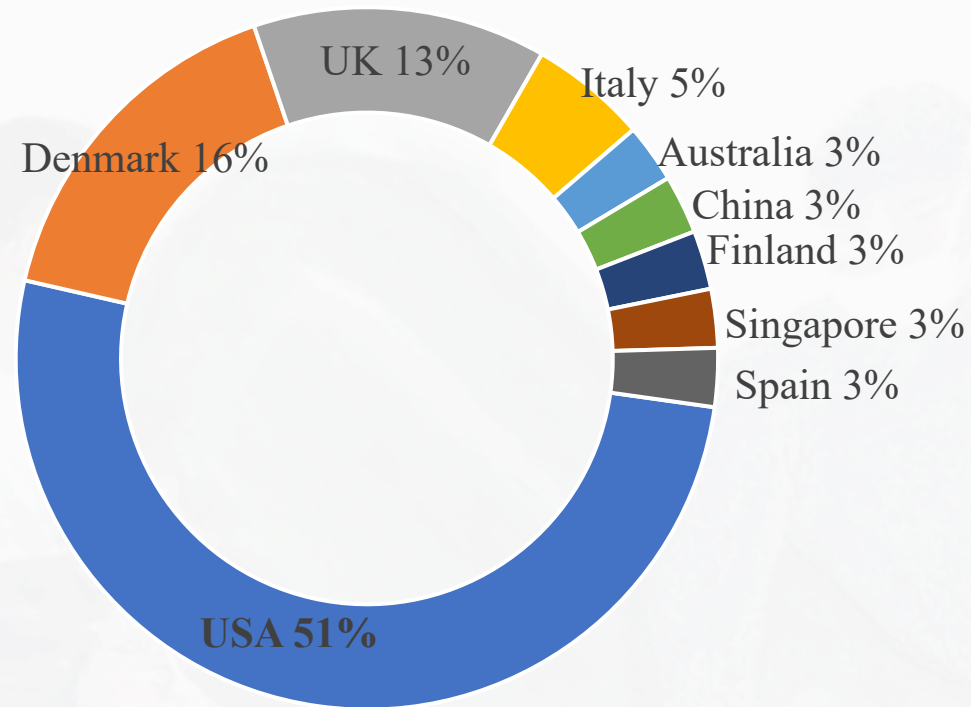
4. Diverse Types of Articles Published in 2024



ABS published 35 articles in 2024, among which there were 14 Review Articles, 13 Original Articles, 5 Editorials, 1 Case Report, 1 Case Series, 1 Editorial Commentary.

*The data were collected from ABS website on December 31st, 2024.

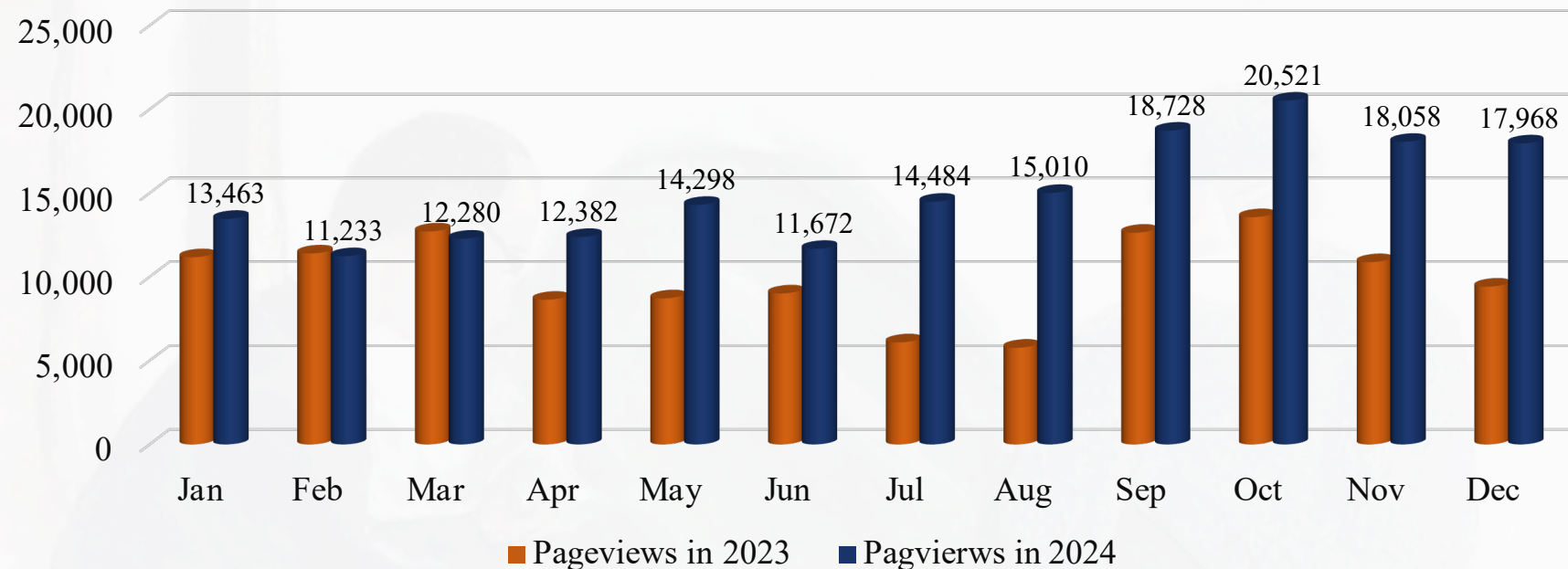
5. Diversity of Corresponding Authors in 2024



In 2024, corresponding authors of 35 articles published in ABS come from 9 countries, most of whom come from the USA, Denmark, the UK and Italy.

*The data were collected from ABS website on December 31st, 2024.

6. Pageviews from Google Analytics between 2023 and 2024

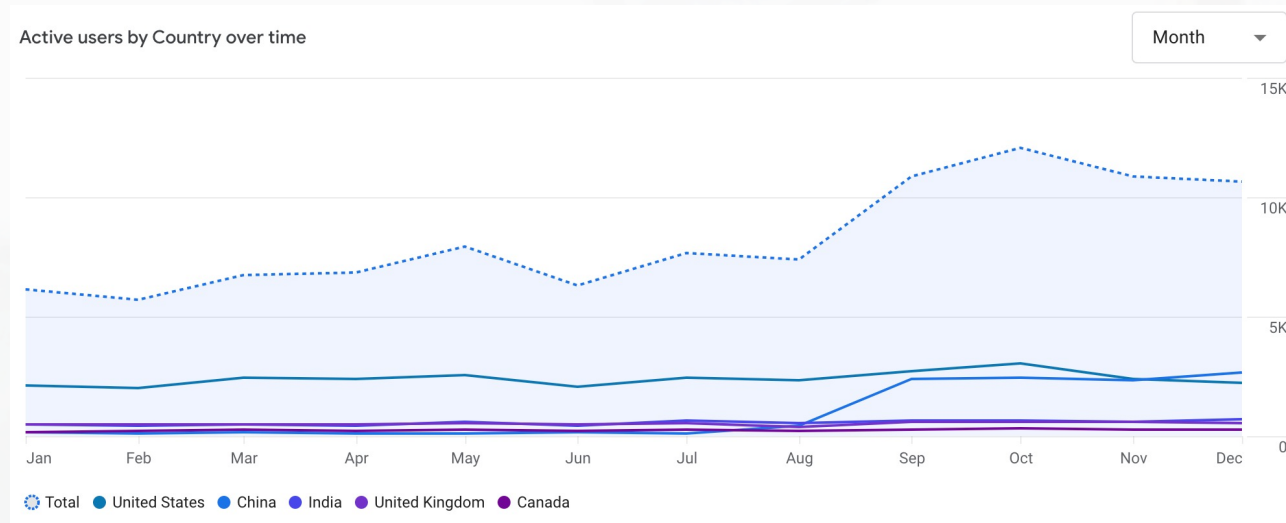


Pageviews of ABS from Google Analytics in 2024 reached 180,097 in total, an increase of 50.11% over 2023. Especially, it came up to 20,521 in October 2024.

*The data were collected from Google Analytics on December 31st, 2024.

7. Website Visits in 2024

Country	Active users	New users
Total	96,610 100% of total	95,895 100% of total
1 United States	28,072	28,173
2 China	11,010	10,960
3 India	6,526	6,492
4 United Kingdom	6,018	5,991
5 Canada	2,914	2,896
6 Australia	2,809	2,798
7 Indonesia	2,209	2,188
8 Philippines	1,503	1,491
9 Italy	1,428	1,398
10 Thailand	1,322	1,308



From Jan 1st, 2024 to Dec 31st, 2024, ABS has a total of 96,610 visitors. Readers who visited ABS website were from 198 regions and countries, with the majority from the USA, followed by China, India, the UK and Canada.

*The data were collected from Google Analytics on December 31st, 2024.

8. Most Read Articles Published in 2024 (Top 5)

Article Type	Title	Authors
Review Article	The psychological impacts of post-mastectomy breast reconstruction: a systematic review	Nikita Roy, Margaret H. Downes, Taylor Ibelli, Uchechukwu O. Amakiri, Troy Li, Sameer Saleem Tebha, Tara M. Balija, Julie B. Schnur, Guy H. Montgomery, Peter W. Henderson
Review Article	Defining skin-sparing mastectomy surgical techniques: a narrative review	Ishith Seth, Yi Xie, Bryan Lim, Warren M. Rozen, David J. Hunter-Smith
Review Article	Postoperative dermatologic sequelae of breast cancer in women: a narrative review of the literature	Yana Kost, Ahava Muskat, Beth N. McLellan
Review Article	Recent trends in nipple sparing mastectomy—a narrative review	Chloe Cheung, Michael Co
Original Article	Octogenarians with triple negative breast cancer	Daisy L. Spoer, Niloofar Ghyasi, Teagan L. Thorson, Samuel S. Huffman, Lauren E. Berger, Christian X. Lava, Chung-Fu Lin, Monika K. Masanam, Lindy M. Rosal, Marc E. Boisvert, Patricia B. Wehner, Ian T. Greenwalt, Jennifer D. Son, Rafael J. Convit, Eleni Tousimis, David H. Song, Kenneth L. Fan, Lucy M. De La Cruz

*The data were collected from ABS website on December 31st, 2024.

For more articles, please scan the code.



9. Ongoing Special Series

➤ [Breast Cancer-related Lymphedema](#)



Scan to learn the series outline

10. Interviews with Editorial Board Members

ABS features a distinguished editorial board, the members of which continue to instill the power of their expertise for the journal’s development. By launching this column, we are glad to introduce to you some of them in the form of interviews, in which they will share their unique career experiences and perspectives. We believe their insights will shed light on the knowledge of related fields.

Expert introduction

Prof. Warren M Rozen (Figure 1) is a plastic Reconstructive Surgery with translational research in his undergraduate medical and surgical training, vascular surgery and a PhD in surgical anatomy. Prof. Rozen has published over 700 peer-reviewed articles and is a member of the editorial board of multiple international journals.



Figure 1 Prof. Warren M Rozen

ABS: How did your interest in surgical anatomy develop? What inspired you to subsequently pursue a career in plastic and reconstructive surgery?

Prof. Rozen: I always had an interest in the human body, and from a young age, I would seek out games like ‘operation’ and other anatomical-based games to occupy myself with. But my interest in surgical anatomy was sparked during early medical training when I became fascinated with even more intricate relationships between structures in the human body. Observing surgeries and understanding the critical role anatomy plays in surgical technique and outcome

impact that surgery can have on patients and my desire to improve patient outcomes.

ABS: Your research in reconstructive surgery highlights some of your key findings. Can you highlight some of your key findings?

Prof. Rozen: Throughout my career, I have focused on understanding the variations of the vascular anatomy and how these variations can impact patient outcomes. My research has delineate the vascular territories and how these territories can be used to guide surgical approaches. Additionally, my research has underscored the importance of understanding the vascular anatomy in the context of reconstructive surgery.

ABS: Given your extensive research on anatomical structures in reconstructive surgery, what are some significant gaps in our understanding of certain areas of anatomy that could further benefit surgical practices?

Prof. Rozen: Despite advances in our understanding of vascular structures in the context of reconstructive surgery, there are still significant gaps in our understanding of the anatomy of angiosomes and perforasomes, and the implications of these anatomical differences on patient outcomes. Additionally, there is a need for more research on the use of minimally invasive techniques and the integration of technology into surgical practices.

ABS: What are some significant findings and technology impacted patient care?

Prof. Rozen: I think there have been several significant findings and technologies that have impacted patient care. One of the most significant findings is the use of 3D-modelling in surgical planning and intraoperative navigation. Additionally, the use of minimally invasive techniques and the integration of technology into surgical practices have also had a significant impact on patient care.

ABS: As an educator, what role do you think modern surgical education should play in integrating anatomical knowledge, particularly in the context of reconstructive surgery?

Prof. Rozen: Modern surgical education should prioritize the integration of anatomical knowledge through a multidisciplinary approach. This can be achieved by incorporating advanced imaging techniques, virtual simulations, and cadaveric dissections into the curriculum for teaching, and also using models and modelling in the consent process and for operative guidance. By fostering an environment where anatomy is not only taught theoretically but also applied practically in surgical scenarios, we can better prepare future surgeons to navigate the complexities of reconstructive procedures. Emphasizing the relevance of anatomy in surgical decision-making is crucial for developing skilled and knowledgeable practitioners.

ABS: What advice do you have for young surgeons or medical students interested in pursuing plastic or reconstructive surgery?

Prof. Rozen: I think surgical training is a marathon, not a sprint. My advice to young surgeons and medical students would be to cultivate a strong foundation in both surgical technique and anatomical knowledge. Seek out opportunities for mentorship and hands-on experience in the field, whether through observerships or research projects. Additionally, remain curious and open to learning, as the field is constantly evolving. Engaging in multidisciplinary collaborations can also enrich your understanding and provide broader perspectives on patient care. Finally, always keep the patient’s well-being at the front of their minds.

ABS: How has your experience been as an Editorial Board Member of ABS?

Prof. Rozen: Serving as an Editorial Board Member for ABS has been a rewarding experience. It has allowed me to contribute to the advancement of the field by reviewing and shaping high-quality research submissions. Collaborating with fellow experts and fostering the dissemination of knowledge has been particularly fulfilling. It also provides a platform to advocate for innovative research and clinical practices that can directly benefit the surgical community and, ultimately, our patients. Reviewing the research of others offers further insight and contributes to the field in a significant way.

ABS: As an Editorial Board Member, what are your aspirations for ABS?

Prof. Rozen: I am keen to contribute by enhancing the journal’s reputation as a leading platform for cutting-edge research in our field. We should promote the publication of diverse studies that reflect the evolving landscape of plastic and reconstructive surgery, including innovations in surgical techniques, outcomes research, and the integration of technology. Additionally, I hope to encourage contributions from both established and emerging researchers, fostering a collaborative environment that supports the growth of knowledge and practice in our specialty.

11. Interviews with Outstanding Authors (2024)

In 2024, many authors bring new findings, practical information on the diagnosis and treatment of conditions related to breast diseases to our journal. Their articles published with us have received very well feedback in the field and stimulate a lot of discussions and new insights among the peers. Hereby, we would like to highlight some of our outstanding authors who have been making immense efforts in their research fields, with a brief interview of their unique perspectives and insightful views as authors.

Outstanding Author

Peter W. Henderson



Peter Henderson, MD, MBA, FACS, is a reconstructive surgeon and microsurgeon at Medicine at Mount Sinai in New York City. As Associate Professor and Director of Res clinical and research interests focus on autologous breast reconstruction and how to undergoing these procedures in the hospital, as well as in both the early and late pha hospital. Connect with Dr. Henderson on [Instagram](#).

ABS: What are the most commonly encountered difficulties in academic writing

Dr. Henderson: One of the greatest challenges in academic writing is where to start. I the research fellows and clinical residents in our program often do, too. We have four

the methods undertaken to obtain those r section that introduces the clinical proble carefully thought-out outline using this me focused story that includes all the inform

ABS: Academic writing often involves analysis?

Dr. Henderson: It can be challenging to k



Dr. Harvey L. Bumpers is Professor and Director of Breast Surgery at Michigan Human Medicine. He completed medical school at the University of Rochester. This was followed by a General Surgery residency at SUNY at Stony Brook S Oncology fellowship was completed at Roswell Park Cancer Institute. As a pr Medicine, he started to focus on cancer health disparities and especially its e with breast cancer. In the realm of clinical investigation, his focuses are breast and treatments. His research interests extend to the basic sciences. In his lab carcinogenesis, animal tumor modeling, the use of nanotechnology in breast and therapy, and scientific aspects of cancer health disparity.

From Dr. Bumpers' perspective, a good academic paper asks thought-provok path toward a solution. If the solution has not been achieved, it stimulates a c own personal research efforts. A good paper affords one the opportunity to re clinical or scientific premise.

In constructing a paper, Dr. Bumpers thinks that researchers may find more c prepared to answer in the manuscript. In order to make it a great paper, one may have to go back to the database c analyze more data. The process can become tedious, but the paper will increase the attention and improve the kno

"ABS publishes noteworthy articles. I often find many of the articles that I use in my lectures and research in this jo selection process, I feel confident that the authors of manuscripts published in ABS have well supported the conclu Bumpers.

Clement Luck Khng Chia



Jolie Jingyi Hwee



Dr. Clement Luck Khng Chia serves as Head of Breast Surgery Service and Consultant Breast and Endocrine Surgeon at Khoo Teck Puat Hospital, National Healthcare Group, Singapore. He also holds adjunct faculty positions as Assistant Professor in Yong Loo Lin School of Medicine, National University of Singapore, and Lee Kong Chian School of Medicine, Nanyang Technological University. He was awarded the Human Manpower Development Plan Team Award by the Ministry of Health, Singapore in 2022 to lead a multidisciplinary team from his hospital to the UK to learn the best practices in oncoplastic surgery and personalized management of breast cancer in elderly women. Connect with him on [LinkedIn](#).

Dr. Jolie Jingyi Hwee is Consultant and Head of Plastic, Reconstructive and Aesthetic Surgery Service at Khoo Teck Puat Hospital, Singapore. She performs the full spectrum of adult reconstructive and aesthetic surgery, with keen clinical and research interest in breast reconstruction. Connect with her

Mardi R. Karin



Mardi R. Karin, MD, Clinical Professor of Surgery at Stanford University is a very experienced Breast Cancer Surgeon with expertise in all aspects of breast cancer care including techniques for the best possible outcomes. Her clinical research focuses on improving outcomes from breast cancer surgery, for both female and male patients, such as through the publication in *Annals of Breast Surgery* (ABS) regarding contemporary surgical treatment options for male breast cancer patients. Learn more about her [here](#).

In Dr. Karin's opinion, a good academic paper should address questions that will have a significant impact on improving the care of patients, such as improving outcomes for cancer patients. In constructing the paper, authors should bear in mind the key clinical questions that can advance clinical care with improved outcomes.







Speaking of her most recent work in ABS (which can be accessed [here](#)), Dr. Karin indicates that this is a very important publication because it is the first patient series for males treated with nipple sparing mastectomy or areola sparing mastectomy for breast cancer with excellent outcomes. The data support that nipple sparing or areola sparing mastectomy is an oncologically safe option for male breast cancer patients, with excellent outcomes, no recurrences to date, and very good patient satisfaction. All the authors noted that these options provide far superior aesthetic results and appearance compared to conventional total mastectomy in males, and

thus represent excellent contemporary options that can be offered to male breast cancer patients. She adds, "These types of studies are crucial to advancing the care of male breast cancer patients on whom there are limited studies compared to females."

(by Brad Li, Masaki Lo)

12. Reviewer of the Month (2024)

In 2024, ABS reviewers continue to make outstanding contributions to the peer review process. They demonstrated professional effort and enthusiasm in their reviews and provided comments that genuinely help the authors to enhance their work. Hereby, we would like to highlight some of our outstanding reviewers, with a brief interview of their thoughts and insights as a reviewer. Allow us to express our heartfelt gratitude for their tremendous effort and valuable contributions to the scientific process.

<p>Berenice Mahoney</p>  <p>Dr. Berenice Mahoney, a Chartered Psychologist, Chartered Society of Psychological Society (BPS), Office for National Statistics UK, in Psychology at the University of Worcester, UK, and Social Science Medical School, UK. She also sits on the British Society of Allergology Group.</p> <p>Ara A Salibian</p>  <p>Dr. Salibian is reconstructive breast reconstruction, lymphedema, node transplantation, both implant-based and tissue-expander presented extensive interest in using reconstructive surgery.</p> <p>Dr. Salibian in areas of expertise.</p> <p>concerns that may in turn assist researchers in improving professionally and effectively communicate these research findings.</p> <p><i>"Peer reviewers are the cornerstone of health-science standards in the field,"</i> says Dr. Salibian.</p> <p>climate of growing public skepticism about science, I am unafraid to challenge when claims are made that are not supported by evidence.</p> <p>Human health and healthcare are increasingly being improved <i>improve these but clearly this is not the case.</i> As a trained psychologist, "criticality" is at the core of our discussions around how they do research, challenge, and improve.</p> <p><i>"Working with an international, open access, professional and ethical values as a behaviorist, global health issue of breast health and cancer healthcare,"</i> says Dr. Mahoney.</p>	<p>Délio Marques Conde</p>  <p>Dr. Délio Marques Conde, MD, PhD, is a Breast Surgeon and Professor (Universidade Federal de Pernambuco) and a senior resident in Gynecology and Obstetrics. He is currently active in practical activities of Gynecology and Obstetrics. He is interested in all breast surgical approaches and the impact of such syntheses on the quality of life of breast cancer patients.</p> <p>Aladdin H. Hassanein</p>  <p>Dr. Aladdin H. Hassanein, MD, PhD, is a Breast Surgeon and Professor (Universidade Federal de Pernambuco) and a senior resident in Gynecology and Obstetrics. He is currently active in practical activities of Gynecology and Obstetrics. He is interested in all breast surgical approaches and the impact of such syntheses on the quality of life of breast cancer patients.</p> <p>ABS: What role do you see for peer review in the advancement of breast surgery?</p> <p>Dr. Conde: Peer review is a critical tool for scientists to realize how much their work is valued. Reviewers are also authors who seek to stay up-to-date on everyone's benefits and contributes to the excellence of scientific publications. Reviewers are also authors who seek to stay up-to-date on everyone's benefits and contributes to the excellence of scientific publications.</p> <p>ABS: What reviewers have to bear in mind while reviewing a paper?</p> <p>Dr. Conde: When reviewing a paper, the reviewer needs to be aware of delays in a field when the pool of reviewers is small. After this consideration, the manuscript must be sent to publication. This may result in an unjustified, unfavorable impact of those findings on people's lives, which is our primary concern. It is critical to disseminate knowledge through a new technique, methodology, or invention. <i>"Breast cancer is common, affecting 1 in 8 women worldwide. ABS fills a gap by providing a widely accessible platform for breast cancer research."</i></p> <p>ABS: Peer reviewing is often anonymous and non-profitable. How do you see the value of peer review in the advancement of breast surgery?</p> <p>Dr. Conde: Although peer review is often anonymous and non-profitable, I see an opportunity to expand scientific knowledge. In each review, the most experienced people transfer a small quantity of their accumulated knowledge. We are constantly updated with scientific news, staying active and interested in learning. After several years of experience, I see that peer review contributes substantially to improving the quality of studies and scientific progress.</p>	<p>Wai Ip Li</p>  <p>Dr. Wai Ip Li, MBChB, FANMB, currently serves as a nuclear medicine physician at the Nuclear Medicine Unit, Department of Diagnostic and Interventional Radiology, Queen Elizabeth Hospital, Hong Kong. He is the fellow of Asian Nuclear Medicine Board (ANMB), member of Hong Kong College of Radiologists (HKCR) and Hong Kong Society of Nuclear Medicine and Molecular Imaging (HKSNNMI), and the assistant editor of Hong Kong Journal of Radiology (HKJR). His clinical duties focus on radionuclide therapies and diagnostic nuclear medicine scans including SPECT/CT and PET/CT with various radiopharmaceuticals, with interests in applications of molecular imaging in oncology.</p> <p>Crystal D Chu</p>  <p>Dr. Crystal D. Chu, PhD, RN, is a postdoctoral fellow at the University of Virginia with an overall research focus on shared decision making, health equity, and patient supportive care needs across the cancer continuum. Prior and ongoing research include development of interactive patient decision aids for patients considering contralateral prophylactic mastectomy and patients considering high-risk breast screening modalities.</p> <p>In Dr. Chu's opinion, healthy peer review is one that maintains high ethical standards, integrity, and transparency. It is imperative that reviewers remain critical of the research process with the emphases on creating quality care environments for patients in the future.</p> <p>According to Dr. Chu, reviewers have to bear in mind that the main purpose is to allow peers to share new knowledge with the scientific community and establish mechanisms to educate the public. Feedback should only be given that provides the opportunity for the researcher to learn, enhance the writing of the paper, and is realistic to the scope of the project.</p> <p><i>"It's important to remember that the time devoted to reviewing manuscripts helps the larger picture of better serving patients in the future. It not only strengthens the scientific community as we can learn from each other, but the time spent to carefully review and provide meaningful critiques creates sound science. The groundwork of reviewing and publishing our science ultimately can contribute to the information that the public receives which helps improve patient engagement and decision making at the clinical level,"</i> says Dr. Chu.</p>
---	--	--

(by Lareina Lim, Brad Li)

13. Introduction of the Publisher AME

Our Publisher–


AME Publishing Company

<https://www.amegroups.com/>

- Established in 2009
- Registered in Hong Kong
- 10 offices around the world

- **60+ peer-reviewed journals**
 - **34 indexed by Web of Science (SCIE/ESC)**
 - **21 indexed in PubMed/PMC/MEDLINE**

- **200+ Medical Books**
 - **80+ Medical Books in English**
 - **120+ Medical Books in Chinese**
 - **150+ Electronic Editions**



AME Publishing Company



ABS Website