

# GS Annual Report (2024)

Editorial Office  
[editor@glandsurgery.org](mailto:editor@glandsurgery.org)

Note: All data were collected by January 3<sup>rd</sup>, 2025.

## Outline of the Report

1. Basic Information
2. Editorial Team
3. Diverse Types of Articles Published in 2024
4. Diversity of Corresponding Authors in 2024
5. Pageviews from Google Analytics between 2023 and 2024
6. Website Visits in 2024
7. Top 10 Most Read Articles in 2024
8. Special Series Published in 2024
9. Ongoing Special Series
10. Interviews with Editorial Board Members
11. Interviews with Outstanding Authors (2024)
12. Reviewer of the Month (2024)
13. Introduction of the Publisher AME

## 1. Basic Information



2012: Launched in May

2014: Indexed in PubMed/PubMed Central (PMC)

2015: Published Bimonthly

2016: Indexed in Scopus

2018: Indexed in Web of Science [Emerging Sources Citation Index (ESCI)]

Latest Impact Factor (2023): **1.5**

- Member of Committee on Publication Ethics (COPE)
- Member of the Surgery Journal Editors Group (SJEG)
- The Official Publication of The Society for Translational Medicine (STM)

*A journal providing cutting-edge findings and practical information on diagnosis, prevention, and treatment of gland diseases, such as breast, thyroid, adrenal, pancreas surgery and other related fields.*

## 2. Editorial Team

### ➤ Honorary Editor-in-Chief



**Jørn Bo Thomsen, PhD**

Department of Plastic Surgery,  
Odense University Hospital,  
Denmark.



## 2. Editorial Team

### ➤ Editors-in-Chief



**Emad Kandil, MD, FACS, FACE**  
Department of Surgery,  
Tulane University School of Medicine,  
New Orleans, LA, USA



**Xi-ru Li, MD**  
Department of General Surgery,  
Chinese PLA General Hospital,  
Beijing, China



**Chen-ping Zhang, MD, DDS, FRCS**  
Department of Oral Maxillofacial -  
Head & Neck Oncology, Shanghai  
Ninth People's Hospital, Shanghai,  
China

## 2. Editorial Team

### ➤ Associate Editors-in-Chief



**Michael Bouvet, MD**  
Department of Surgery,  
UC San Diego Health,  
San Diego, CA, USA



**Marcin Barczyński, MD, PhD, FEBS-ES**  
Department of Endocrine Surgery,  
Third Chair of General Surgery,  
Jagiellonian University, Medical College,  
Kraków, Poland

## 2. Editorial Team

### ➤ Associate Editors



**Visnu Lohsiriwat, MD**

Division of Head-Neck and Breast Surgery,  
Department of Surgery,  
Faculty of Medicine Siriraj Hospital, Mahidol  
University, Bangkok, Thailand



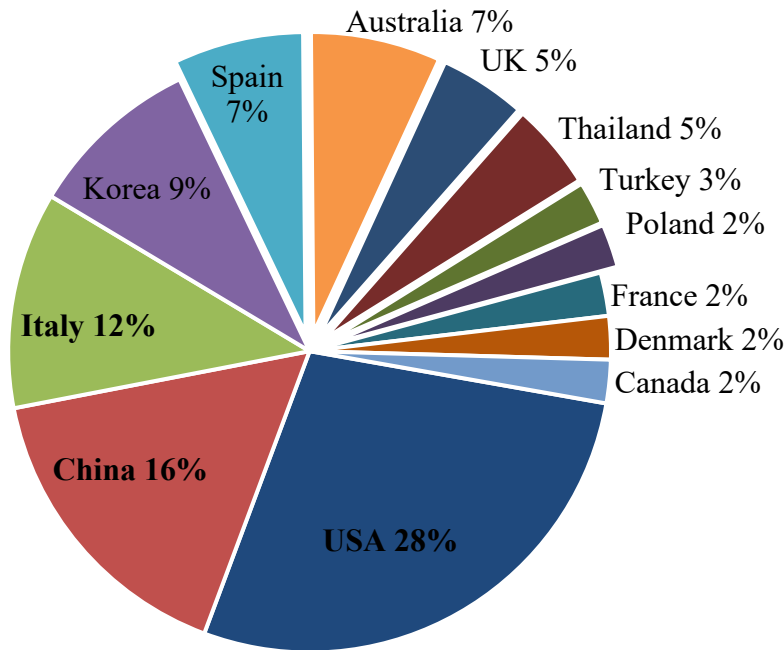
**Warren M. Rozen,  
MBBS, BMedSc, MD, PhD**  
University of Melbourne,  
Victoria, Australia



**Antonio Sitges-Serra, Hon. FRCS  
(Ed.)**  
Emeritus Professor of Surgery

## 2. Editorial Team

### ➤ Distribution of Current Editorial Board Members

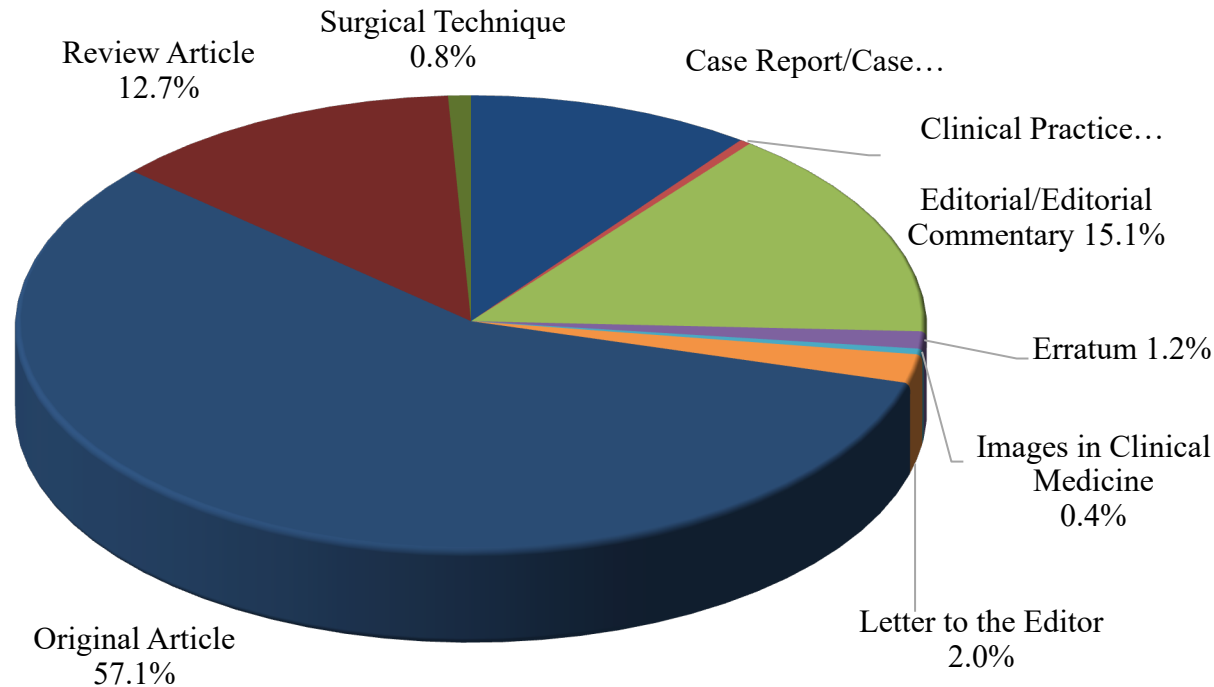


In order to strengthen relationships with editorial board members and engage in future collaboration that is more fruitful, the editorial office will evaluate the out-of-date editorial board members on a monthly basis. Please visit the link (<https://gs.amegroups.com/about/formereditor>) to recognize the former editorial board members for their efforts.

**In 2024, the number of current editorial board members is 43. The experts come from 13 countries, most of whom come from the USA, China, Italy and Korea.**

\* The data were collected on January 3rd, 2025.

## 3. Diverse Types of Articles Published in 2024



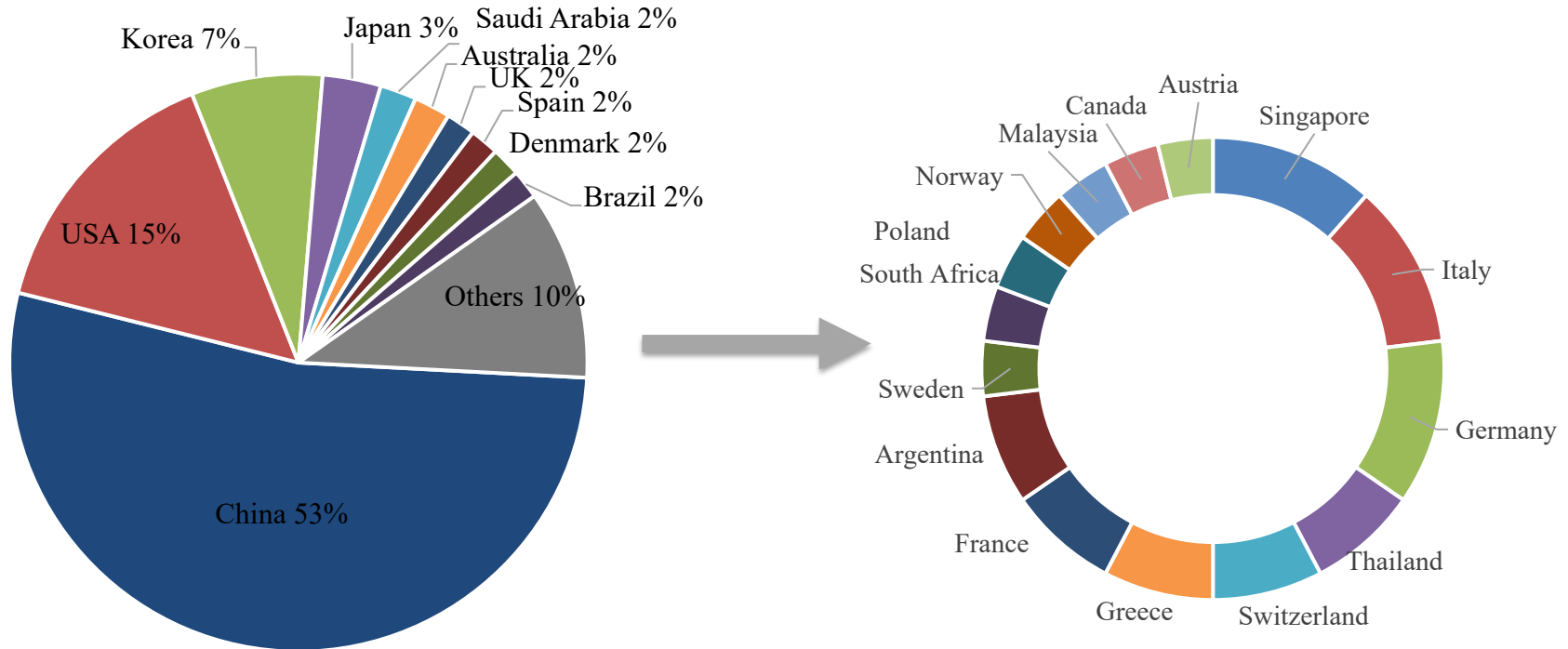
**In 2024, GS published 245 articles, including original articles, review articles, case reports, editorials, letters to the editor and etc.**

**Among the list, [Original Article\(57.1%\)](#), [Editorials\(15.1%\)](#) and [Review Article\(12.7%\)](#) rank the top three of the most common article type.**

\* The data were collected on January 3rd, 2025.



## 4. Diversity of Corresponding Authors in 2024

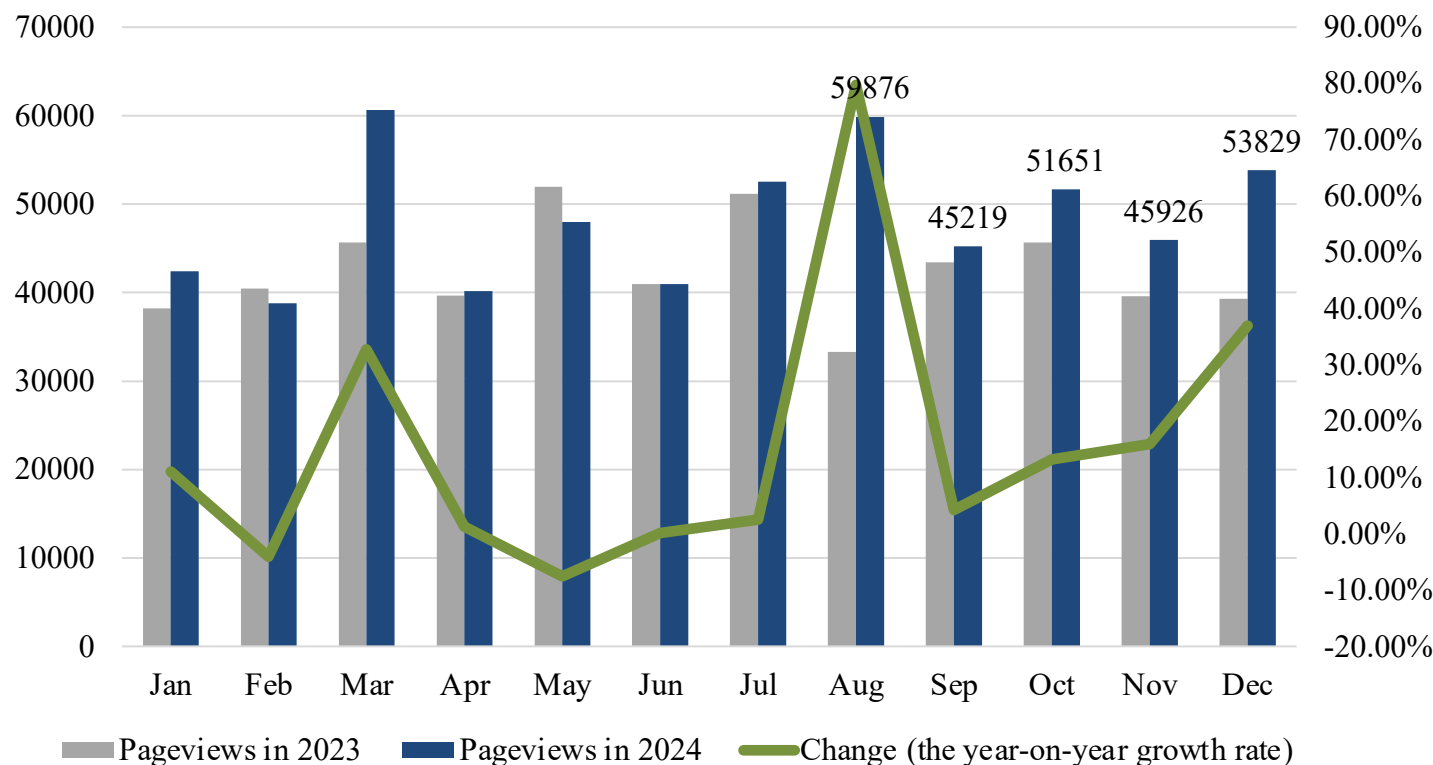


Corresponding authors of **245** articles published in 2024 come from **25** countries, most of whom come from **China, the USA, and Korea**.

\* The data were collected on January 3rd, 2025.



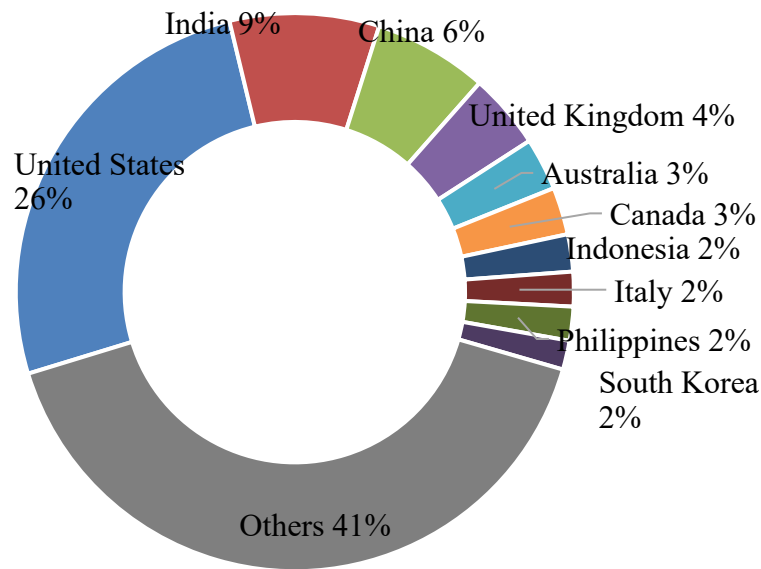
## 5. Pageviews from Google Analytics between 2023 and 2024



Pageviews of GS from Google Analytics in 2024 reached **580,035** in total, an increase of **13.89%** over 2023. Among them, the year-on-year growth rate in **Aug.** was as high as **79.75%**.

\* The data were collected from Google Analytics on January 3rd, 2025.

## 6. Website Visits in 2024



Others (41%) include Germany, Turkey, Egypt, Thailand, Japan, Saudi Arabia, Brazil, Malaysia, Spain, France and etc.

Country	Users
United States	60,946
India	20,332
China	15,557
United Kingdom	10,256
Australia	7,141
Canada	6,453
Indonesia	5,063
Italy	4,710
Philippines	4,608
South Korea	3,952

**All together 232,911 visitors. Readers who visited GS website were from diverse countries, with the majority from the USA, followed by India, China, the UK and Australia.**

\* The data were collected from Google Analytics on January 3rd, 2025.

## 7. Top 10 Most Read Articles in 2024

Title	Corresponding Author(s)	Country	Pageviews
Current guidelines for the application of radiofrequency ablation for thyroid nodules: a narrative review	Michael S. Lui	USA	4060
Radiofrequency ablation of thyroid nodules: a clinical review of treatment complications	Emad Kandil	USA	3459
Active surveillance for micropapillary thyroid carcinoma: a clinical review	Ashok R. Shaha	USA	3446
Clinical outcomes and tumor microenvironment response to radiofrequency ablation therapy: a systematic review and meta-analysis	Eman Toraih	USA	3403
Use of artificial intelligence in breast surgery: a narrative review	Ishith Seth	Australia	2698

\* Data source: <https://gs.amegroups.org/article/mostRead?queryYear=2024>; collected on January 3rd, 2025.

## 7. Top 10 Most Read Articles in 2024

Title	Corresponding Author(s)	Country	Pageviews
Surgical treatment algorithm for breast cancer lymphedema—a systematic review	Caroline Lilja	Denmark	2519
A clinical practice review of percutaneous ethanol injection for thyroid nodules: state of the art for benign, cystic lesions	Ralph P. Tufano	USA	2503
Summary of the best evidence for the prevention and management of myasthenic crisis after thymectomy	Tingting Xu	China	2480
Radiofrequency ablation as a treatment modality for primary hyperparathyroidism: a systematic literature review	Grace S. Lee	USA	2403
Efficacy of radiofrequency ablation for treatment of toxic thyroid nodules—a narrative review	Helmi S. Khadra	USA	2289

\* Data source: <https://gs.amegroups.org/article/mostRead?queryYear=2024>; collected on January 3rd, 2025.

## 8. Special Series Published in 2024

➤ *Advances in Microsurgical Breast Reconstruction*



Scan to learn the  
series outline



## 8. Special Series Published in 2024

➤ *RFA and Recent Innovations in Endocrine Surgery*



EDITOR



EMAD KANDIL



Scan to learn the  
series outline



## 9. Ongoing Special Series

➤ *Hot Topics in Breast Reconstruction World Wide*



Scan to learn the  
series outline

## 10. Interviews with Editorial Board Members

GS features a distinguished editorial board, the members of which continue to instill the power of their expertise for the journal's development. By launching this column, we are glad to introduce to you some of them in the form of interviews, sharing their unique career experiences and perspectives. We believe their insights will shed lights on the knowledge of related fields.

### Meeting the Editorial Board Member of GS: Dr. Kyung Tae

Posted on 2024-07-29 17:10:00

Meeting the Editorial Board Member of GS: Dr. Kyung Tae

[Read more →](#)

### Meeting the Editorial Board Member of GS: Dr. Jorn Bo Thomsen

Posted on 2024-07-11 14:39:30

Meeting the Editorial Board Member of GS: Dr. Jorn Bo Thomsen

[Read more →](#)

### Meeting the Editorial Board Member of GS: Dr. Kwangsoon Kim

Posted on 2024-05-20 16:36:32

Meeting the Editorial Board Member of GS: Dr. Kwangsoon Kim

[Read more →](#)

### Meeting the Editorial Board Member of GS: Dr. Ishith Seth

Posted on 2024-04-25 10:54:56

Meeting the Editorial Board Member of GS: Dr. Ishith Seth

[Read more →](#)



Figure 1 Dr. Kyung Tae

#### Interview



Figure 1 Dr. Kwangsoon Kim

#### Interview

**GS: What motivated you to pursue medicine after your undergraduate studies in engineering, and subsequently specialize in endocrinology?**

Dr. Kim: I entered Korea Advanced Institute of Science & Technology (KAIST), the top engineering university in South Korea, in 1999. With a keen interest in biotechnology, I majored in Biochemical Engineering. At that time, like everyone else, I was fascinated by DNA. During my time at KAIST, I had the opportunity to work for a DNA-related company for a month. This experience, conducting experiments with researchers at that company, made me realize the greatness of DNA. However, despite experiencing many experiments as a biochemical engineering student, there was a lingering



Figure 1 Dr. Jorn Bo Thomsen

#### Interview

**GS: What motivated you to pursue plastic surgery?**

Dr. Thomsen: I have always been creating joy in working as a plastic surgeon.

**GS: Could you provide an overview of your current research focus?**

Dr. Thomsen: Currently there is a focus on decreasing breast animation c

1) Immediate breast reconstruction:  
There is a focus on pre- and subpectoral focus on decreasing breast animation c

2) Autologous breast reconstruction:  
Refinement of autologous breast reconstruction is an ongoing topic currently focusing on improving surgical techniques for the deep inferior epigastric perforator (DIEP) flap and alternative free flaps, decreasing time for surgery and enhancing recovery after surgery. There has also been an increased number of publications regarding muscle sparing or perforator-based pedicled flaps for breast reconstruction with and without implants, which is a sort of hybrid autologous and implant-based breast reconstruction.



Figure 1 Dr. Ishith Seth

#### Interview

**GS: What drove you into the field of surgery?**

Dr. Seth: My journey into the field of surgery, specifically plastic and reconstructive surgery, is driven by a deep-seated passion for the complexities of human anatomy and a profound commitment to enhancing patient care through innovative medical practices. From my early academic pursuits to my current surgical training, each phase of my career has been carefully aligned with a singular focus: to excel in the surgical field and contribute significantly to its advancement.

It all started when I delved into laboratory-based research, particularly focusing on oncology, where I learned the critical aspects of scientific inquiry and experimental design. This exposure to the complexities of cellular mechanisms and disease processes ignited my interest in the intricacies of human biology, steering me towards a career in medicine. I pursued a Doctor of Medicine where my commitment to surgery began to take a definitive form. My research interests have been deeply rooted in understanding the underlying mechanisms of various surgical conditions and developing innovative techniques to improve patient outcomes. This journey has been both challenging and rewarding, as it has allowed me to contribute to the advancement of the field while also providing direct care to patients. My focus remains on continuous learning and innovation, as the field of surgery is constantly evolving, and I am committed to staying at the forefront of medical progress.

## 11. Interviews with Outstanding Authors (2024)

In 2024, many GS authors make outstanding contributions to our journal. Their articles published with us have received very well feedback in the field and stimulate a lot of discussions and new insights among the peers.

Hereby, we would like to highlight some of our outstanding authors who have been making immense efforts in their research fields, with a brief interview of their unique perspective and insightful view as authors.

### Outstanding Authors (2024)

Brendan C. Stack Jr, Southern Illinois University, USA

Mateusz Jagielski, Nicolaus Copernicus University, Poland

Lucas Ribeiro Tenório, Santa Casa de São Paulo School of Medical Science, Brazil

Shivanchan Rajmohan, Frimley Park Hospital, UK

Marta Araujo-Castro, The Ramón y Cajal University Hospital, Spain

Marco Bernini, The University of Modena Teaching Hospital, Italy

Young Jun Chai, Seoul National University Boramae Medical Center, Korea

Saad M. Alqahtani, Majmaah University, Saudi Arabia

Wahida Chakari, Odense University Hospital, Denmark

Kapil Rugnath, King Edward VIII Hospital, South Africa

Ehab S. Alameer, The Faculty of Medicine, Saudi Arabia

Isobel Yeap, The University of Sydney, Australia

Khoo Kah Seng, University of Malaya, Malaysia

Gudjon Leifur Gunnarsson, Arendal Hospital Trust, Norway

Wonshik Han, Seoul National University, South Korea

Adam Ofri, Mater Hospital, Australia

Claudio Angrigiani, Universidad de Buenos Aires, Argentina

Wahida Chakari



Marta Araujo-Castro



Marta Araujo-Castro, MD, PhD, is the coordinator of the Neuroendocrinology & Adrenal Unit of the Endocrinology and Nutrition Department of the Ramón y Cajal University Hospital in Madrid, Spain. Her clinical focus and research is on pituitary and adrenal gland disorders and neuroendocrine tumors. She is the principal investigator and coordinator of the SPAIN-ALDO Register of the Spanish Society of Endocrinology & Nutrition (SEEN) and of the PHEO-PARA-RISK Study of the SEEN. Dr. Araujo-Castro is the coordinator of the adrenal diseases group of the SEEN, a member of the scientific board of the working group of Aldosterone Producing Adenomas (APA) of ENSAT and the principal investigator of the group of Endocrine-Metabolic, Digestive and Nutrition Surgery of the Instituto Ramón y Cajal de Investigación Sanitaria (IRYCIS). In addition, she is a member of the SEEN, the European Society of Endocrinology (ESE), the Endocrine Society, the Spanish Group of Neuroendocrine Tumors (GETNE), the European Network for the Study of Adrenal Tumors (ENSAT) and the European Society of Hypertension (ESH). She actively participates in several national and international congresses with presentations related to adrenal and pituitary pathology. Moreover, Dr. Araujo-Castro is a professor of the master's degree in Endocrine Oncology Pathology at TECH University; she holds the title of master's degree in research Methodology in Health Sciences of the Laboratory of Applied Statistics of the Autonomous University of Barcelona (UAB) (Spain) and the Diploma in Statistics in Health Sciences of the UAB.

Brendan C. Stack Jr



will eliminate the "noise" that increases graphical presentation of data, and as Dr. Stack indicates that honesty and it never be taken for granted. We are not unrecognized and remain buried in the be the loadstars of a scholarly career. Data sharing has been prevalent in sc of experiments and/or analysis, which centralization and uniformity in report

Claudio Angrigiani



Claudio Angrigiani, MD, is affiliated with the University of Buenos Aires Medical School. He is a member of the Argentinian Society of Plastic Surgery (SACPER) and a Member of the Argentinian Association of Aesthetic Surgery (AAEE). He is also the corresponding member of ASPS and the Co-Director of the Oncoplasty Program at Hospital San Martín University of Buenos Aires School of Medicine.

From Dr. Angrigiani's perspective, academic writing is crucial because it provides a structured way to share discoveries, insights, and knowledge across disciplines. It ensures that research findings are communicated in a precise, reliable, and reproducible manner, allowing others to evaluate, replicate, and build upon this work. By creating a permanent record of knowledge, academic writing facilitates progress in science, medicine, technology, and humanities. Additionally, it promotes transparency, accountability, and credibility in research, which are essential for establishing trust within the scientific community and society at large.

Dr. Angrigiani thinks that an effective academic author should have clarity of thought, analytical skills, and attention to detail. They need to be able to express complex ideas in a straightforward, concise manner to ensure the content is accessible and understandable to their intended audience. Critical thinking is essential for assessing data, recognizing biases, and presenting arguments objectively. Additionally, patience and

perseverance are important, as academic writing often involves multiple drafts and revisions. Authors should also be open to feedback and willing to make adjustments to improve the rigor and clarity of their work, as this helps make their research more valuable to the academic community. Finally, it is of utmost importance to completely review the literature on the involved matter in order to avoid repetition of what has already been published.

"Balancing clinical or research responsibilities with writing can be challenging, but it's manageable with a structured approach. Many scientists and doctors dedicate specific times each week solely for writing, even if only for short periods, which helps maintain steady progress. Breaking down the writing process into smaller tasks—like outlining, drafting sections, or editing—makes it more manageable amidst a busy schedule. Setting clear deadlines and prioritizing tasks also help maintain focus. Additionally, delegating non-essential tasks, using productivity tools, or collaborating with co-authors can reduce the workload, making it easier to find time for writing while managing other professional demands," says Dr. Angrigiani.



## 12. Reviewer of the Month (2024)

In 2024, GS reviewers continue to make outstanding contributions to the peer review process. They demonstrated professional effort and enthusiasm in their reviews and provided comments that genuinely help the authors to enhance their work.

Hereby, we would like to highlight some of our outstanding reviewers, with a brief interview of their thoughts and insights as a reviewer. Allow us to express our heartfelt gratitude for their tremendous effort and valuable contributions to the scientific process.

### January, 2024

Hamza N. Gokozan, The Ohio State University, USA

### February, 2024

Tânia Rodrigues, Santa Maria Health School, Portugal

### March, 2024

Prakasit Chirappapha, Mahidol University, Thailand

### April, 2024

José Ignacio Rodríguez-Hermosa, Trueta University Hospital, Spain

### May, 2024

Aris I Giotakis, Hippocraton Hospital, Athens, Greece

### July, 2024

Eun Jeong Jang, Dong-A University, Korea

### August, 2024

José Luis Campos, Jesús Usón Minimally Invasive Surgery Center, Spain

### September, 2024

Andrea Marongiu, University of Sassari, Italy

### October, 2024


Seung Won Lee, Sungkyunkwan University, Korea

Eun Jeong Jang




mitigate these challenges, she believes it is

From Dr. Jang's perspective, reviewers should carefully assess the scientific rigor and biases. Additionally, adhering to deadlines is crucial for the scientific research.



academic integrity. Reviewers are tasked with increasing the clarity and impact of their reviews. Conflicts of interest, especially when they arise, should be avoided. Furthermore, a competent reviewer should adhere to the criteria for publication. In such cases, the reviewer can offer valuable insights that guide authors in improving their work, ultimately contributing to the advancement of scientific knowledge.

Dr. Tânia Rodrigues



Tânia Marisa Pinto Rodrigues completed her PhD in Nursing Sciences in 2022 at the University of Porto's Abel Salazar Institute of Biomedical Sciences, a Master's Degree in Rehabilitation Nursing in 2013 at the Porto School of Nursing and a Bachelor's Degree in Nursing in 2005 at the Jean Piaget Northeast School of Health. She is an Adjunct Professor at the Santa Maria Health School, Researcher at the Research and Projects Center at the Santa Maria Health School and Researcher at the Research Center for Health Technologies and Services. She has published 5 articles in specialized journals and 2 book chapters. She has supervised 4 master's dissertations and co-supervised 3. She works in the areas of Medical and Health Sciences with an emphasis on Nursing. Her areas of interest are breast cancer, rehabilitation, independence, confusion, musculoskeletal injuries, occupational health and wound care. Learn more about her [here](#).

According to Dr. Rodrigues, peer review is a crucial process in the scientific community because it guarantees the quality, reliability, and rigor of published work. It also ensures access to accurate and relevant information for the development of knowledge and decision-making. She thinks that this process is important because it contributes to: improving the quality of the work, as experts in the field evaluate the work, identify flaws, suggest changes that can improve the clarity, accuracy and relevance of the research; increasing reliability,

Hamza N. Gokozan



Dr. Hamza N. Gokozan is a triple board-certified pathologist (Anatomic Pathology/Clinical Pathology/Cytopathology) and an assistant professor of pathology at The Ohio State University College of Medicine. Shortly after his graduation from Pamukkale University Medical School in Turkey, he traveled to the US in 2013 for his post-doctoral research studies at The Ohio State University which was followed by AP/CP residency, chief residency, and cytopathology fellowship at Case Western Reserve University (CWRU). Upon completion of his training, he served as an assistant professor of pathology at Weill Cornell Medical College in New York City for three years. He has been publishing in the field of medicine, including ones in high impact pathology journals such as Modern Pathology, American Journal of Surgical Pathology, and Cancer Cytopathology, where he has also been contributing as a peer reviewer. He serves in USCAP and ASC annual meeting abstract review boards, and chairs the website committee of Papanicolaou Society of Cytopathology. His research interests include integration of ancillary studies to daily cytopathology practice, quality improvement in cytopathology, digital pathology and tumors of endocrine/head and neck organs. Learn more about him [here](#).

Dr. Gokozan sees subjectivity as the main limitation of the current peer-review system. Reviewer opinions may be influenced by where the publication is from, or who the submitter is. He suggests double-blind peer review to mitigate it. Another limitation is the reviewer experience. He explains, "I understand it may not be always the case due to reviewer pool availability, but personally appreciate my work being assigned to a reviewer who demonstrated a 'true expertise' in the field to evaluate my work. I also believe that reviewers should be rewarded for their time and expertise to advance science. Issuing Continuing Medical Education credits and promoting the reviewers who went above and beyond are few ideas already adopted by many journals."

Speaking of the qualities a reviewer should possess, Dr. Gokozan reckons that he/she should have subject matter expertise demonstrated by written evidence of scholarship or clinical experience, an open mind for papers challenging current status quo, scientific rigor to evaluate the conclusions made in the paper based on the presented evidence, and time availability to submit a critical review on a timely fashion.

"I see peer review as a critical component of scientific publishing and an integral part of contributing to scientific advance. Remember that you are the gatekeepers of quality since peer-reviewed publications are regarded as the most trustworthy sources of scientific information," says Dr. Gokozan.

the reviewer can offer valuable insights that guide authors in improving their work, ultimately contributing to the

## 13. Introduction of the Publisher AME

### Meet our Publisher:

#### AME Publishing Company

- Established in 2009
- Registered in Hong Kong
- 10 offices around the world
  
- 60+ peer-reviewed journals
  - **34** indexed by Web of Science(SCIE/ESCI)
  - **21** indexed in PubMed/PMC/MEDLINE
  
- 200+ Medical Books
  - 80+ Medical Books in English
  - 120+ Medical Books in Chinese
  
- 150+ Electronic Editions