

# **Quantitative Imaging in Medicine and Surgery Annual Report (2022)**

Editorial Office  
[qims@amepc.org](mailto:qims@amepc.org)

## Outline of the Report


1. Basic Information
2. Editor-in-Chief
3. Message from Editor-in-Chief
4. Deputy Editors
5. Associate Editors
6. Geographical Distribution of Editorial Board Members
7. Number of Published Articles (Results by year)
8. Types of Articles Published in 2022
9. Total Citations of QIMS in WOS
10. Most Cited Articles Published Between 2020 - 2022
11. Website Visits in 2022
12. Upcoming Special Issue
13. Introduction of the Publisher AME

## 1. Basic Information



- Open access & Peer-reviewed
- Published quarterly (Dec. 2011- Dec. 2012), bimonthly (Feb. 2013 - Feb. 2018) and monthly (Mar. 2018 - )
- 2011: Launched in Dec.
- 2012: **PubMed** indexing in Dec.
- 2016: **Scopus** indexing in Aug.
- 2018: **SCIE** indexing in Jan.
- 2021 IF = 4.63
- The first journal focusing on quantitative imaging and its medical applications, providing interface between physical scientists and clinicians
- An international journal with high quality Asia Pacific participation

## 2. Editor-in-Chief



**Yi-Xiang Wang, MD**

The Chinese University of Hong Kong, Hong  
Kong SAR, China



## 3. Message from Editor-in-Chief

*“On behalf of the editorial team, I would like to express sincere appreciation for the enthusiastic and vigorous support and contributions from all editorial board members, guest editors, authors, reviewers and readers etc. With the joint efforts of all of you and the editorial staff, QIMS developed steadily in 2022.”*

A handwritten signature in blue ink, appearing to read "Yi-Xiang Wang". The signature is fluid and cursive, with the first name "Yi" and last name "Wang" clearly distinguishable.

**Yi-Xiang Wang, MD**

The Chinese University of Hong Kong, Hong Kong SAR, China

## 4. Deputy Editors



**Yongdoo Choi, PhD**  
Principle Research Scientist,  
National Cancer Center, Korea



**Romaric Loffroy, MD, PhD**  
University of Dijon School of  
Medicine, Bocage Teaching  
Hospital, France



**Ruikang K Wang, PhD, MD**  
University of Washington, Seattle  
USA

## 5. Associate Editors



**David A Koff, MD, FRCPC**  
McMaster University,  
Hamilton, Canada



**Kshitij Mankad, FRCR**  
Great Ormond Street Hospital,  
Chelsea Westminster Hospital,  
The Portland Hospital, UK




**Edwin Oei, MD**  
Erasmus Medical Centre  
Rotterdam, The  
Netherlands

## 5. Associate Editors



**Zhonghua Sun, PhD, MB,  
FSCCT**  
Curtin University, Perth,  
Western Australia, Australia



**Jing Yuan, PhD**  
Hong Kong Sanatorium &  
Hospital, Hong Kong, China

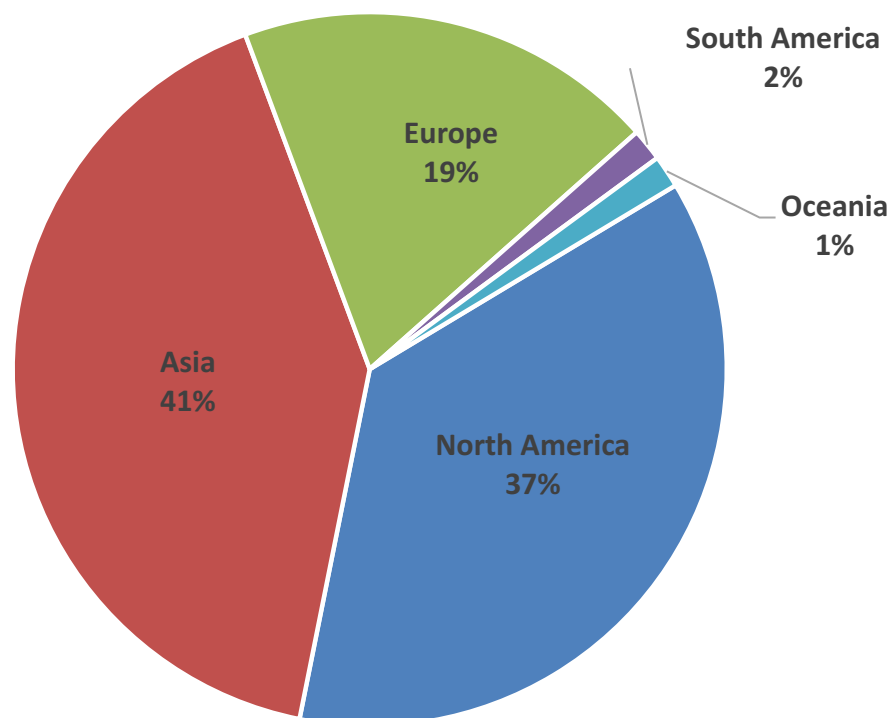


**Xiaoliang Zhang, PhD**  
University of California, San  
Francisco, California, USA

## 6. Geographical Distribution of Editorial Board Members

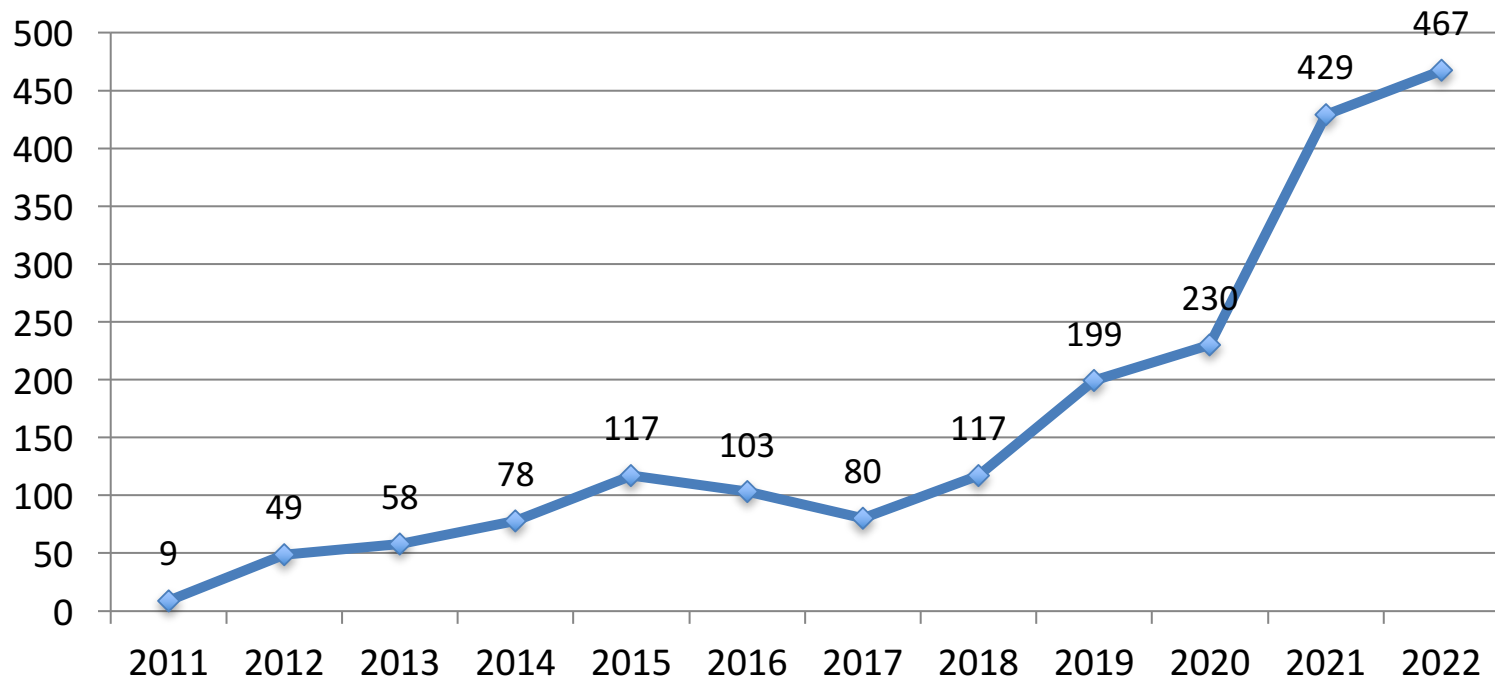
Altogether 68 members from 5 main regions worldwide, with the majority of them from the USA.

- 1 Editor-in-Chief
- 3 Deputy Editors
- 6 Associate Editors
- 58 editorial board members



Updated on December 31, 2022

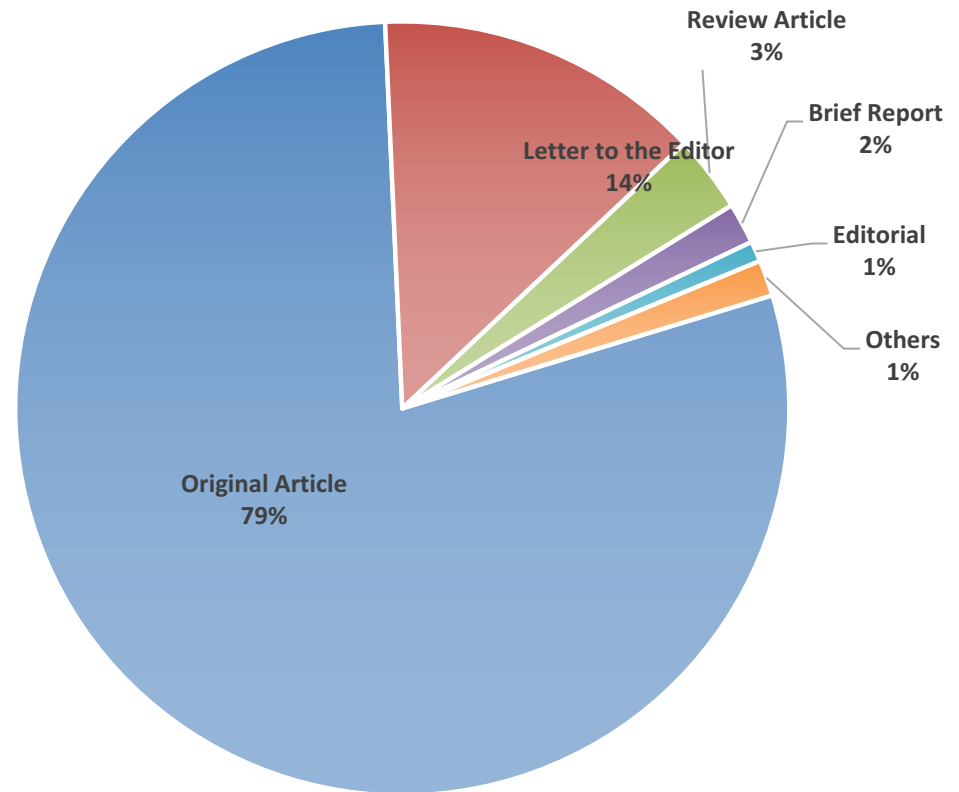
## 7. Number of Published Articles (Results by year)



**467** articles were published in 2022. QIMS was launched in December 2011, and V12N12 is the latest issue included.

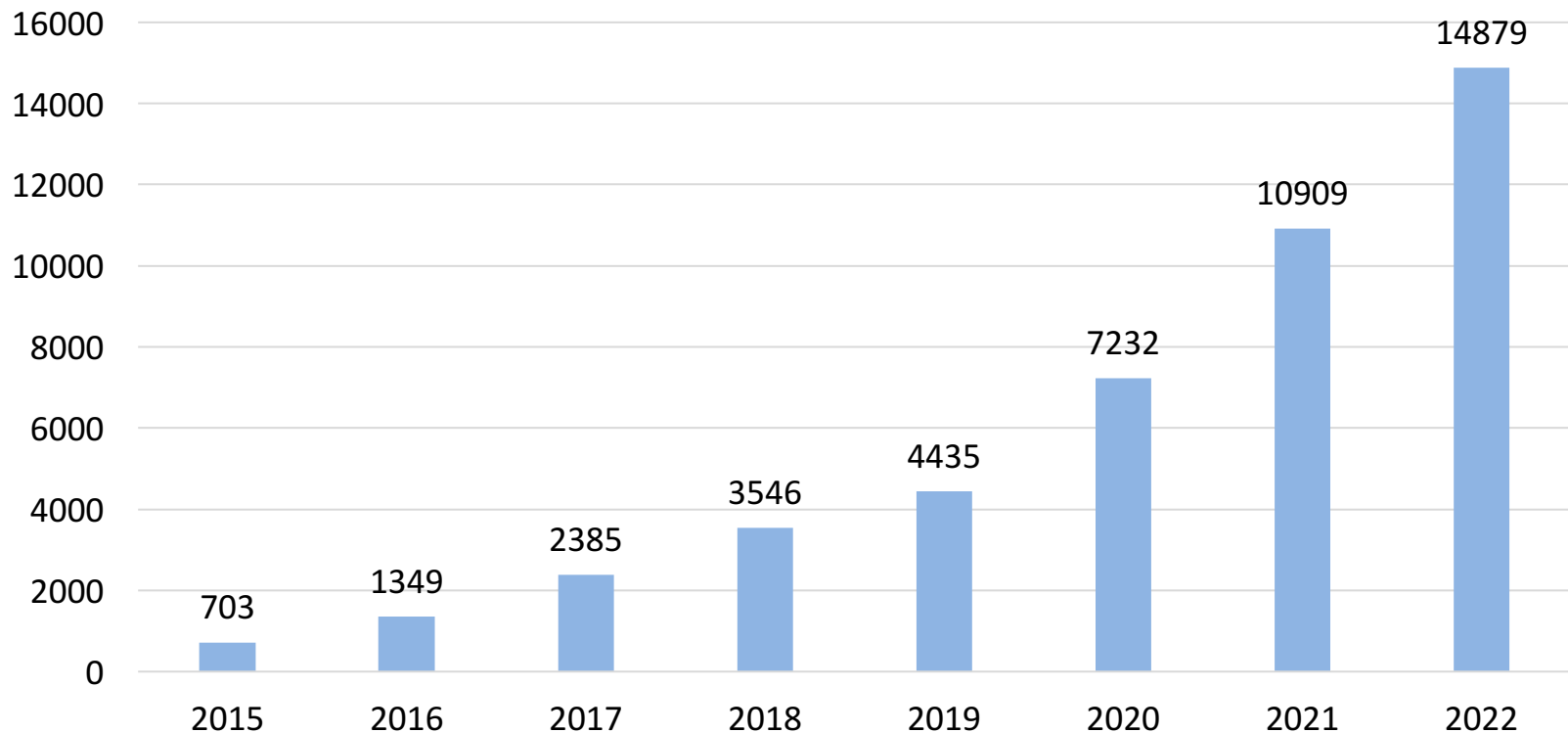
## 8. Types of Articles Published in 2022

Among the 467 articles published in 2022, there are **369** Original Articles and **15** Review Articles. Other article types include Letter to the Editor, Brief Report and Editorial, etc.



Updated on December 31, 2022

## 9. Total Citations of QIMS in WOS



Note: Data collected from Web of Science Core Collection, December 31, 2022.



## 10. Most Cited Articles Published Between 2020 - 2022

Article Type	Title	Correspondence Author(s)
Review Article	A systematic review of chest imaging findings in COVID-19	Zhonghua Sun, Yu Li
Review Article	Body composition with dual energy X-ray absorptiometry: from basics to new tools	Carmelo Messina
Original Article	Dense-UNet: a novel multiphoton <i>in vivo</i> cellular image segmentation model based on a convolutional neural network	Yi Wu, Guannan Chen
Original Article	COVID-19 pneumonia: microvascular disease revealed on pulmonary dual-energy computed tomography angiography	Franck Grillet
Letter to the Editor	CT imaging of one extended family cluster of corona virus disease 2019 (COVID-19) including adolescent patients and “silent infection”	Huiyou Wang, Xiaofei Hu

Note: Data collected from Web of Science Core Collection, December 31, 2022.

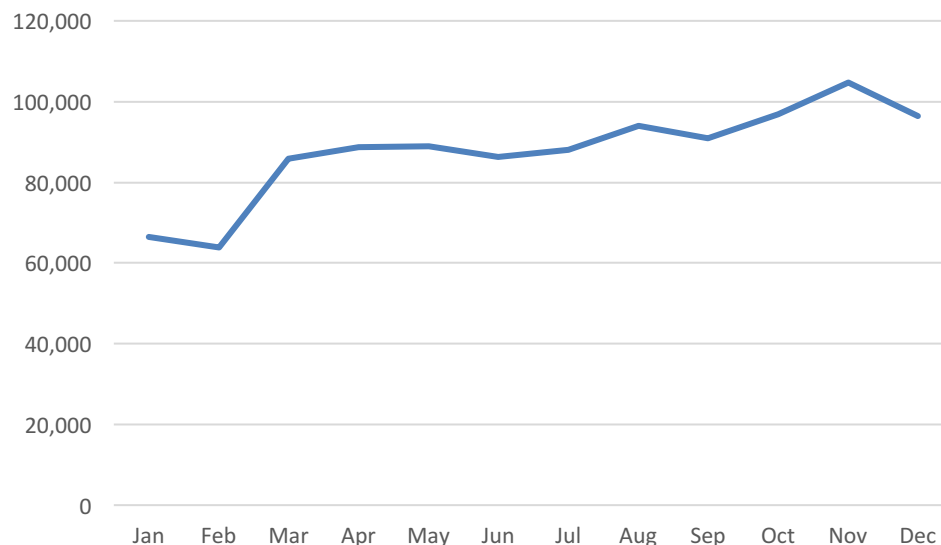
## 10. Most Cited Articles Published Between 2020 - 2022

Article Type	Title	Correspondence Author(s)
Original Article	Magnetic resonance image (MRI) synthesis from brain computed tomography (CT) images based on deep learning methods for magnetic resonance (MR)-guided radiotherapy	Yaoqin Xie, Jing Xiong
Original Article	Clinical utility of chest radiography for severe COVID-19	Cher Heng Tan
Editorial	Sustaining education in the age of COVID-19: a survey of synchronous web-based platforms	Kshitij Mankad
Original Article	Radiomics prediction model for the improved diagnosis of clinically significant prostate cancer on biparametric MRI	Junkang Shen
Brief Report	CT-derived pulmonary vascular metrics and clinical outcome in COVID-19 patients	Simone Schiaffino

Note: Data collected from Web of Science Core Collection, December 31, 2022.



## 11. Website Visits in 2022

Pageviews of QIMS Website in 2022



Country

Users (%)

1.	 United States	<b>94,852</b> (34.31%)
2.	 India	<b>26,905</b> (9.73%)
3.	 China	<b>24,740</b> (8.95%)
4.	 United Kingdom	<b>13,918</b> (5.03%)
5.	 Australia	<b>9,514</b> (3.44%)
6.	 Canada	<b>7,702</b> (2.79%)
7.	 Japan	<b>7,312</b> (2.65%)
8.	 South Korea	<b>6,974</b> (2.52%)
9.	 Germany	<b>6,107</b> (2.21%)
10.	 Italy	<b>5,298</b> (1.92%)

All together 275,195 users and 1,051,009 pageviews in 2022. Readers who visited QIMS website were from various countries, with the majority from the USA, followed by India, China, UK and Australia, etc.

Note: Data collected from Google Analytics, December 31, 2022.

## 12. Upcoming Special Issue

### Imaging of Aging and Age-Related Disorders

GUEST EDITOR



CARLO A. MALLIO

**Carlo A. Mallio, MD, Ph.D**

Assistant Professor, Unit of Diagnostic Imaging, Fondazione  
Policlinico Università Campus Bio-Medico,  
Rome, Italy

## 13. Introduction of the Publisher AME

Our Publisher—

**AME Publishing Company**

[www.amegroups.com](http://www.amegroups.com)

- Established in 2009
- Registered in Hong Kong
- 10 offices around the world
- 60+ peer-reviewed journals
  - 13 indexed in SCIE
  - 7 indexed in ESCI
  - 20 indexed in PubMed/PMC/MEDLINE
- 200+ Medical Books
  - 80+ Medical Books in English
  - 120+ Medical Books in Chinese
- 150+ Electronic Editions

