

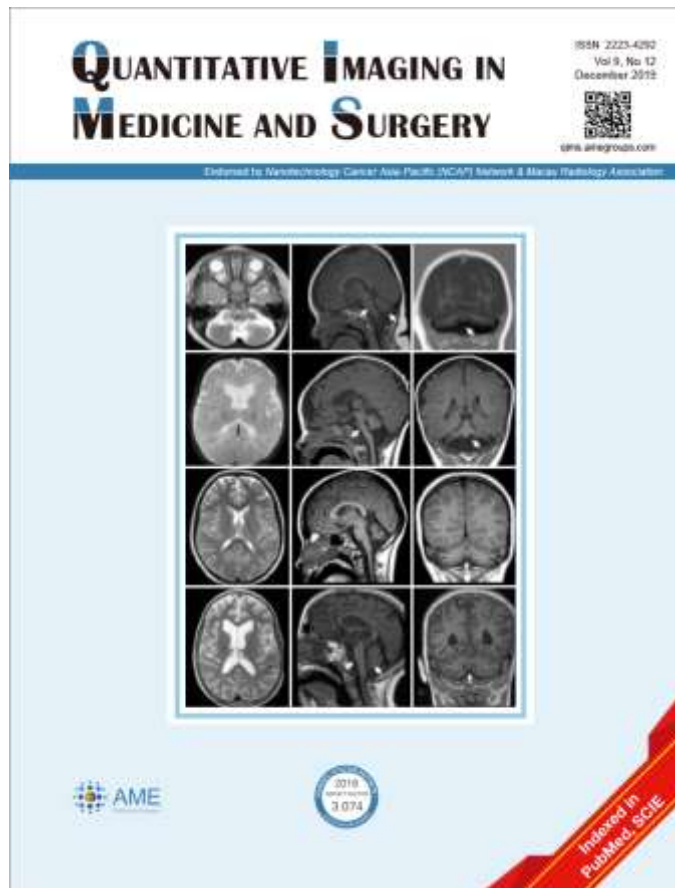
Quantitative Imaging in Medicine and Surgery Annual Report (2020)

Editorial Office
qims@amepc.org

Outline of the Report


1. Basic Information
2. Editor-in-Chief
3. Message from Editor-in-Chief
4. Deputy Editors
5. Associate Editors
6. Geographical Distribution of Editorial Board Members
7. Number of Published Articles (Results by year)
8. International Diversity of Corresponding Authors in 2020
9. Number/article Types of Articles Published in 2020
10. International Diversity of Reviewers in 2020
11. Free Submissions in 2020
12. Total Citations of QIMS in WOS
13. Monthly Retrievals of QIMS in PubMed in 2020
14. Website Visits in 2020
15. Published Special Issue in 2020
16. Upcoming Special Issues
17. Introduction of the Publisher AME

1. Basic Information



- Open access & Peer-reviewed
- Published quarterly (Dec. 2011- Dec. 2012), bimonthly (Feb. 2013 - Feb 2018) and monthly (Mar. 2018 -)
- 2011: Launched in Dec.
- 2012: **PubMed** indexing in Dec.
- 2016: **Scopus** indexing in Aug.
- 2018: **SCIE** indexing in Jan.
- 2019 IF = 3.226
- The first journal focusing on quantitative imaging and its medical applications, providing interface between physical scientists and clinicians
- An international journal with high quality Asia Pacific participation

2. Editor-in-Chief



Yi-Xiang Wang, MD

The Chinese University of Hong Kong, Hong Kong SAR

3. Message from Editor-in-Chief

“On behalf of the editorial team, I would like to express sincere appreciation for the enthusiastic and vigorous support and contributions from all editorial board members, guest editors, authors, reviewers and readers etc. With the joint efforts of all of you and the editorial staff, QIMS developed steadily in 2020.”

A handwritten signature in blue ink, appearing to read "Yi-Xiang Wang". The signature is fluid and cursive, with the first name "Yi" and last name "Wang" clearly distinguishable.

Yi-Xiang Wang, MD

The Chinese University of Hong Kong, Hong
Kong SAR, China

4. Deputy Editors



Yongdoo Choi, PhD
Principle Research Scientist,
National Cancer Center,
Korea



Romaric Loffroy, MD, PhD
University of Dijon School of
Medicine, Bocage Teaching
Hospital, France



Ruikang K Wang, PhD, MD
University of Washington,
Seattle, USA

5. Associate Editors



David A Koff, MD, FRCPC
McMaster University,
Hamilton, Canada



Kshitij Mankad, FRCR
Great Ormond Street Hospital,
Chelsea Westminster Hospital,
The Portland Hospital, UK




Edwin Oei, MD
Erasmus Medical Centre
Rotterdam, The
Netherlands

5. Associate Editors



**Zhonghua Sun, PhD, MB,
FSCCT**
Curtin University, Perth,
Western Australia, Australia



Jing Yuan, PhD
Hong Kong Sanatorium &
Hospital, Hong Kong, China



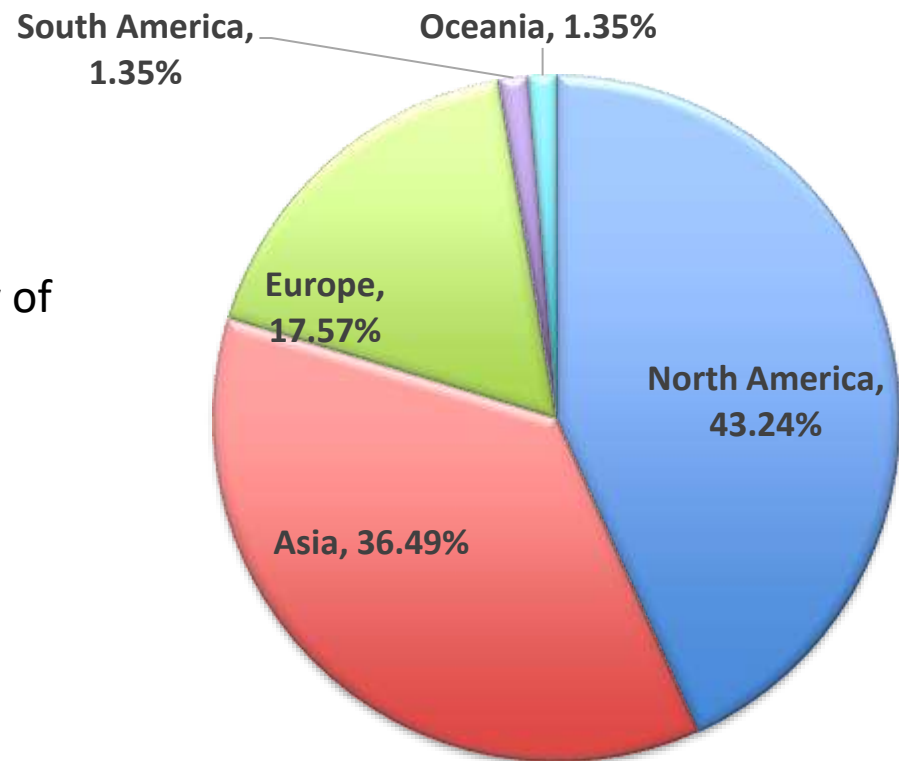
Xiaoliang Zhang, PhD
University of California, San
Francisco, California, USA

6. Geographical Distribution of Editorial Board Members

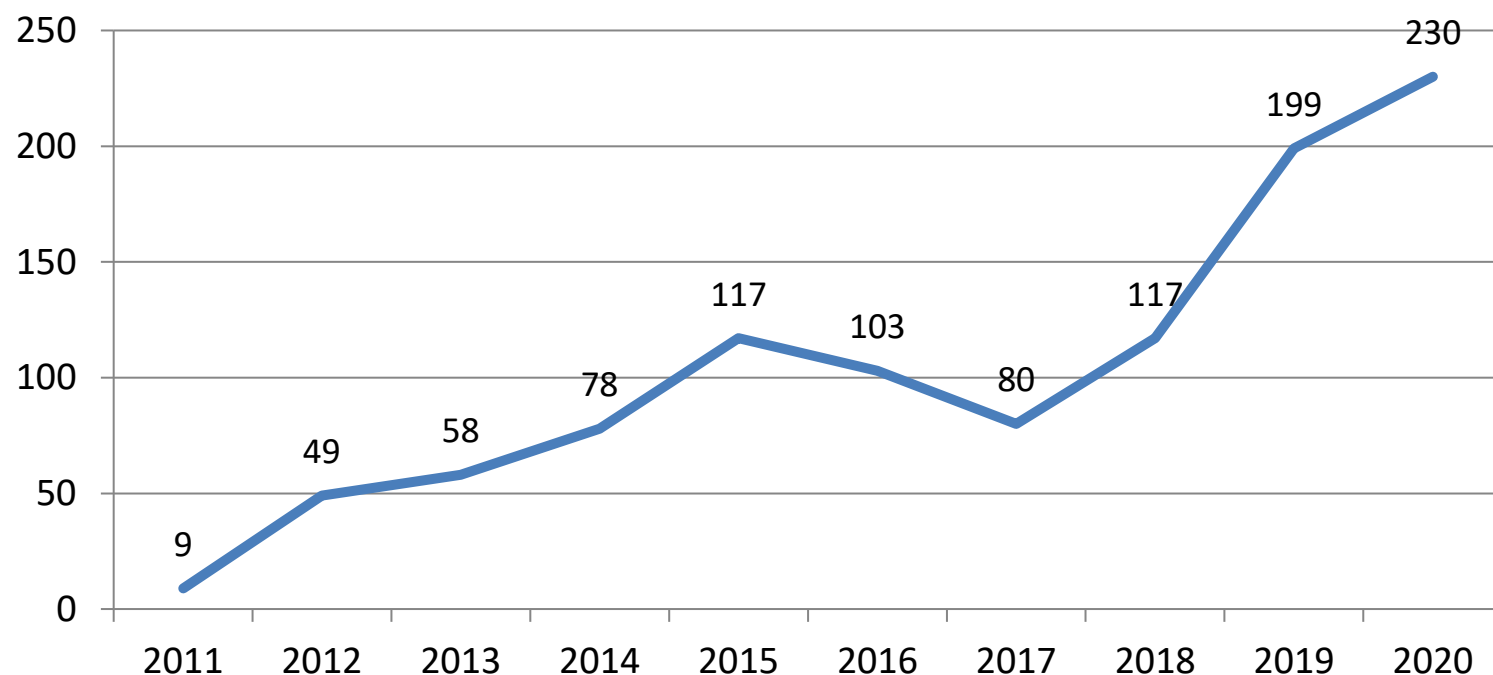
Altogether 74 members from 5 main regions worldwide, with the majority of them from the USA.

- 1 Editor-in-Chief
- 3 Deputy Editors
- 6 Associate Editors
- 64 editorial board members

(updated on December 31, 2020)



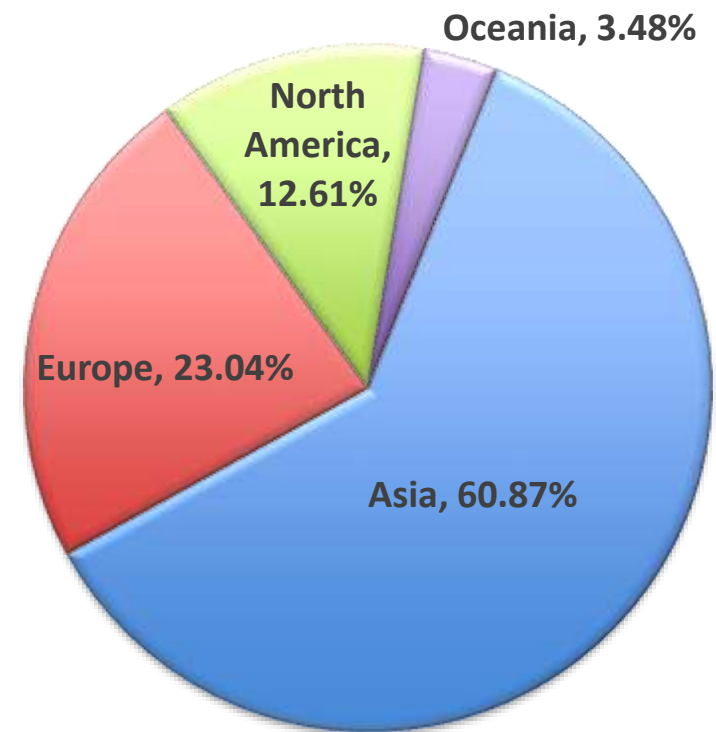
7. Number of Published Articles (Results by year)



230 articles were published in 2020. QIMS was launched in December 2011, and V10N12 is the latest issue included.

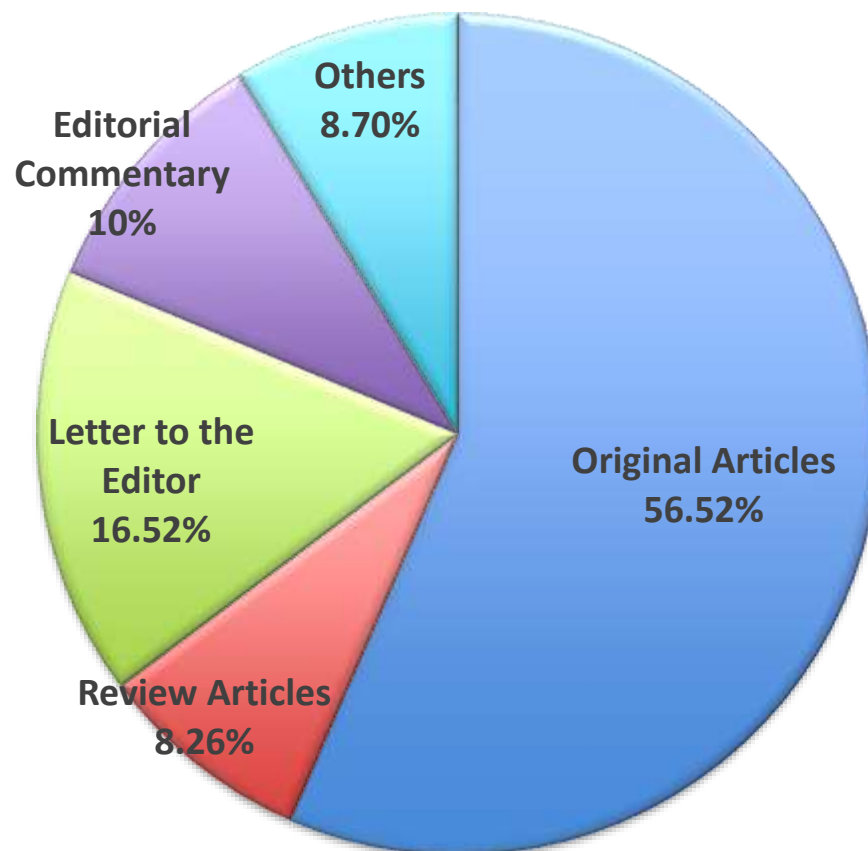
8. International Diversity of Corresponding Authors in 2020

Corresponding authors of 230 articles published in 2020 mainly come from Asia, Europe and North America.

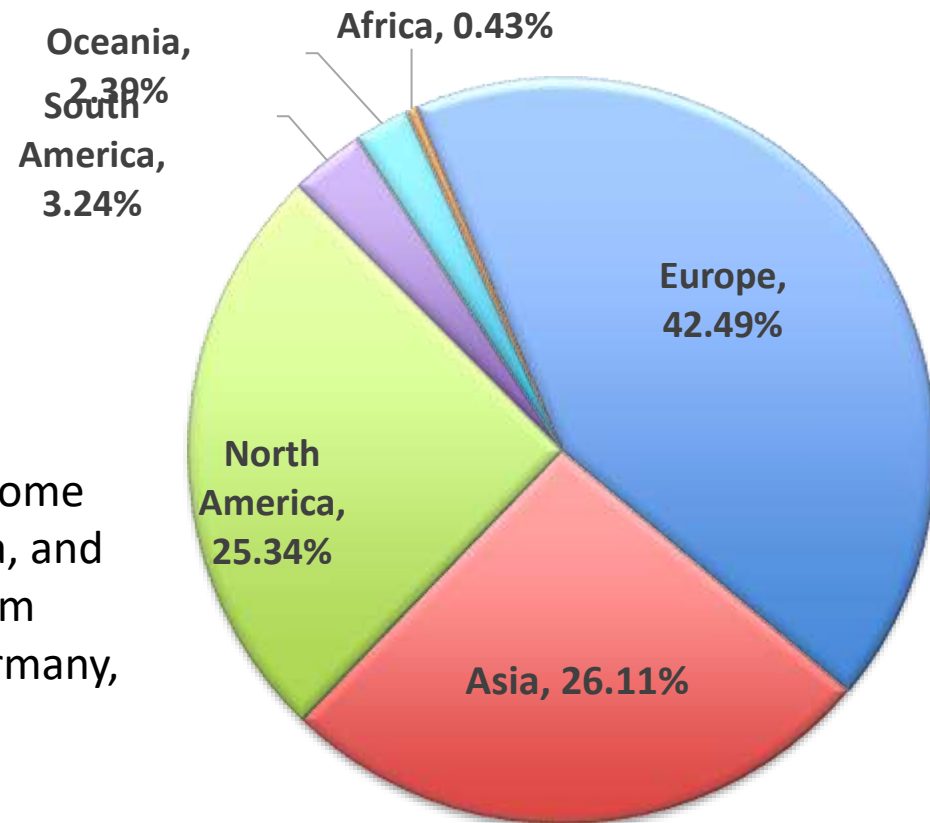


9. Number/article Types of Articles Published in 2020

Among the 230 articles published in 2020, there are **57%** Original Articles and **8%** Review Articles, making up **65%**. Other article types include Editorial, Technical Note, Special Report, Brief Report, Image in Medicine and Surgery and Research Highlights, etc.



10. International Diversity of Reviewers in 2020



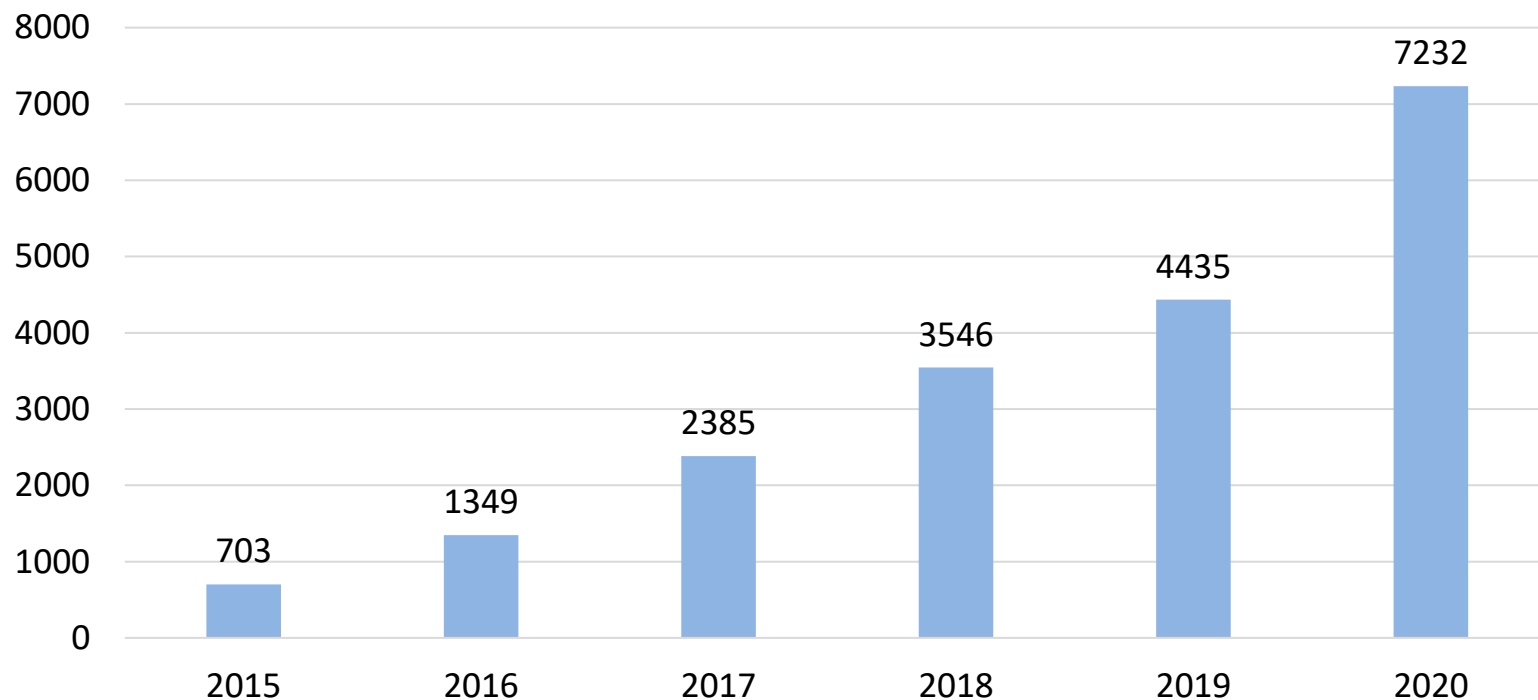
QIMS' reviewers in 2020 mainly come from Europe, Asia, North America, and Oceania, with the majority of them from USA, followed by Japan, Germany, UK, France, Korea, Italy and The Netherlands, etc.

11. Free Submissions in 2020

Year	Amount/Percentage	Sum of Free Submission	Accepted	Declined	Under review/revision
2020	Amount	824	416	275	133
	Percentage	100%	50.48%	33.37%	16.15%

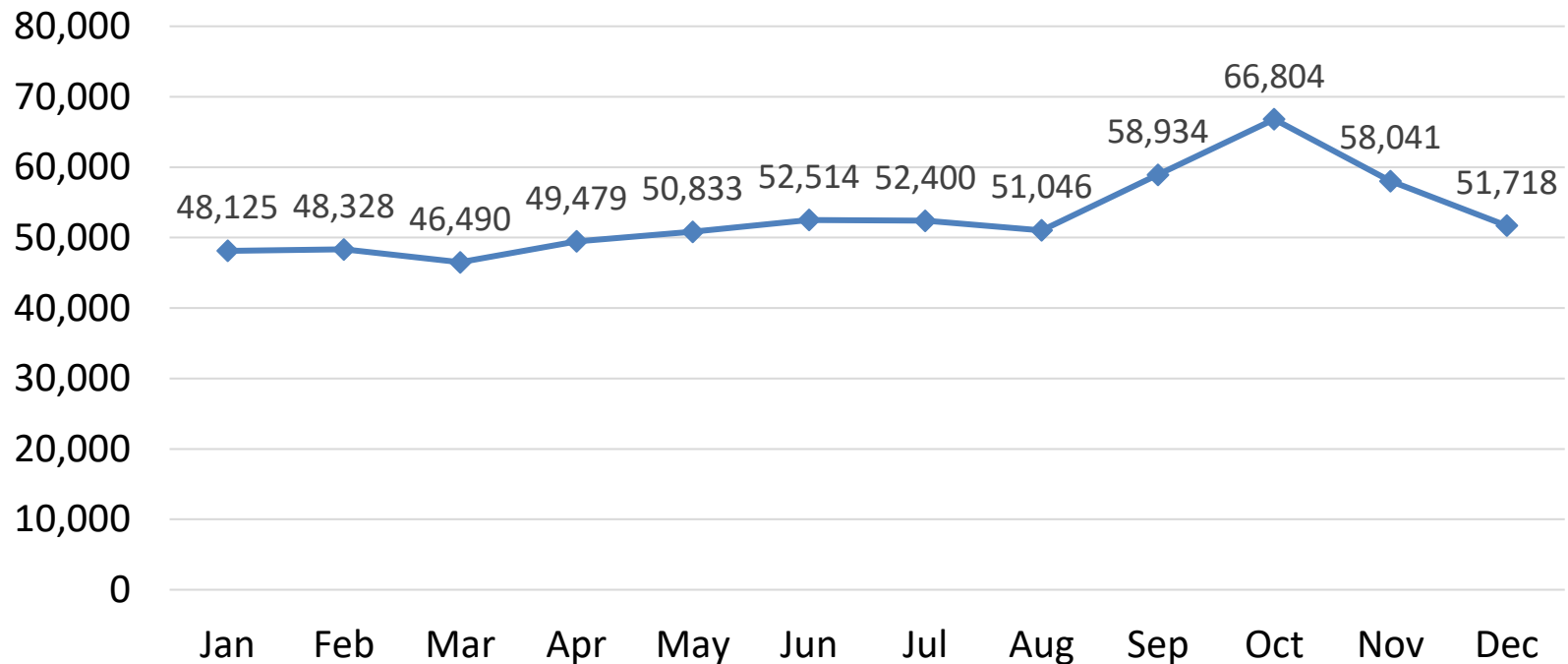
In 2020, QIMS received 824 free submissions, with the acceptance rate of 50.48% and rejection rate of 33.37%. (Updated on Dec 31, 2020)

12. Total Citations of QIMS in WOS



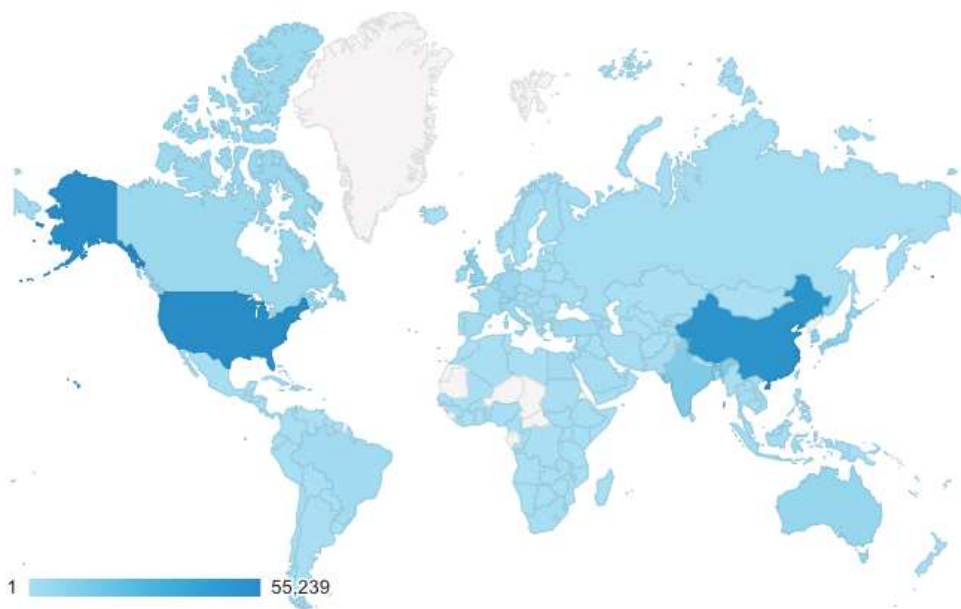
Note: Data collected from Web of Science Core Collection, December 31, 2020.



13. Monthly Retrievals of QIMS in PubMed in 2020



Retrieval of QIMS in PubMed is increasing significantly, with a total of 634,712 times in 2020. (Note: Data collected from PMC Publisher Services, Dec 31, 2020.)

14. Website Visits in 2020



		232,670 % of Total: 100.00% (232,670)
1.	 United States	55,239 (23.74%)
2.	 China	51,391 (22.09%)
3.	 India	13,990 (6.01%)
4.	 United Kingdom	9,399 (4.04%)
5.	 South Korea	8,951 (3.85%)
6.	 Japan	7,575 (3.26%)
7.	 Australia	6,245 (2.68%)
8.	 Germany	5,228 (2.25%)
9.	 Canada	4,919 (2.11%)
10.	 Italy	4,420 (1.90%)

All together 232,670 visitors in 2020. Readers who visited QIMS website were from various countries, with the majority from the USA, followed by China, India, UK and South Korea. (Note: Data collected from Google Analytics, December 31st, 2020.)

15. Published Special Issue in 2020



Body Composition Imaging Special Issue

Vol 10, No 8:

<http://qims.amegroups.com/issue/view/978>

Edited by:

Dr. Giuseppe Guglielmi, University of Foggia,
Foggia, Italy

Dr. Alberto Bazzocchi, IRCCS Istituto Ortopedico
Rizzoli, Bologna, Italy

16. Upcoming Special Issues

Advanced Optical Imaging in Biomedicine

➤ Guest Editors

Ruikang K. Wang, PhD, University of Washington, Seattle, WA, USA

Junjie Yao, PhD, Duke University, Durham, NC, USA

16. Upcoming Special Issues

Artificial Intelligence for Image-guided Radiation Therapy

➤ Guest Editors

Jing Cai, PhD, The Hong Kong Polytechnic University, Hong Kong, China

Jianrong Dai, PhD, Cancer Hospital Chinese Academy of Medical Sciences, Beijing, China

Lei Xing, PhD, Stanford University Medical Center, Stanford, CA, USA

17. Introduction of the Publisher AME

Our Publisher—

AME Publishing Company

www.amegroups.com

- Established in 2009
- Registered in Hong Kong
- 10 offices around the world
- 60+ peer-reviewed journals
 - 13 indexed in SCIE
 - 18 indexed in PubMed/PMC/MEDLINE
- 200+ Medical Books
 - 80+ Medical Books in English
 - 120+ Medical Books in Chinese
 - 150+ Electronic Editions

