


SCI Annual Report (2020)

Editorial Office
editor@sci-online.org

Outline of the Report

1. Basic Information
2. Editors of SCI
3. Distribution of Editorial Board Members
4. Diverse Types of Articles Published in SCI
5. International Diversity of Corresponding Authors in 2020
6. Monthly Retrievals in PubMed in 2020
7. Page Views of the Website in 2020
8. Website Visits in 2020
9. Introduction of the Publisher AME

1. Basic Information



2014: Launched in January

2016: indexed in **PubMed/PMC**

- E-journal and Open Access
- Peer-reviewed
- Fast-track publication
- Regular email update of high-quality articles
- Covering basic, translational, and clinical research on all aspects of stem cells

2. Editors of SCI

On behalf of the editorial team, we would like to express sincere appreciation for the enthusiastic and vigorous support and contributions from all editorial board members, guest editors, authors, reviewers and readers.



Zhizhuang Joe Zhao, PhD
Editor-in-Chief
University of Oklahoma Health Sciences
Center, Oklahoma City, USA



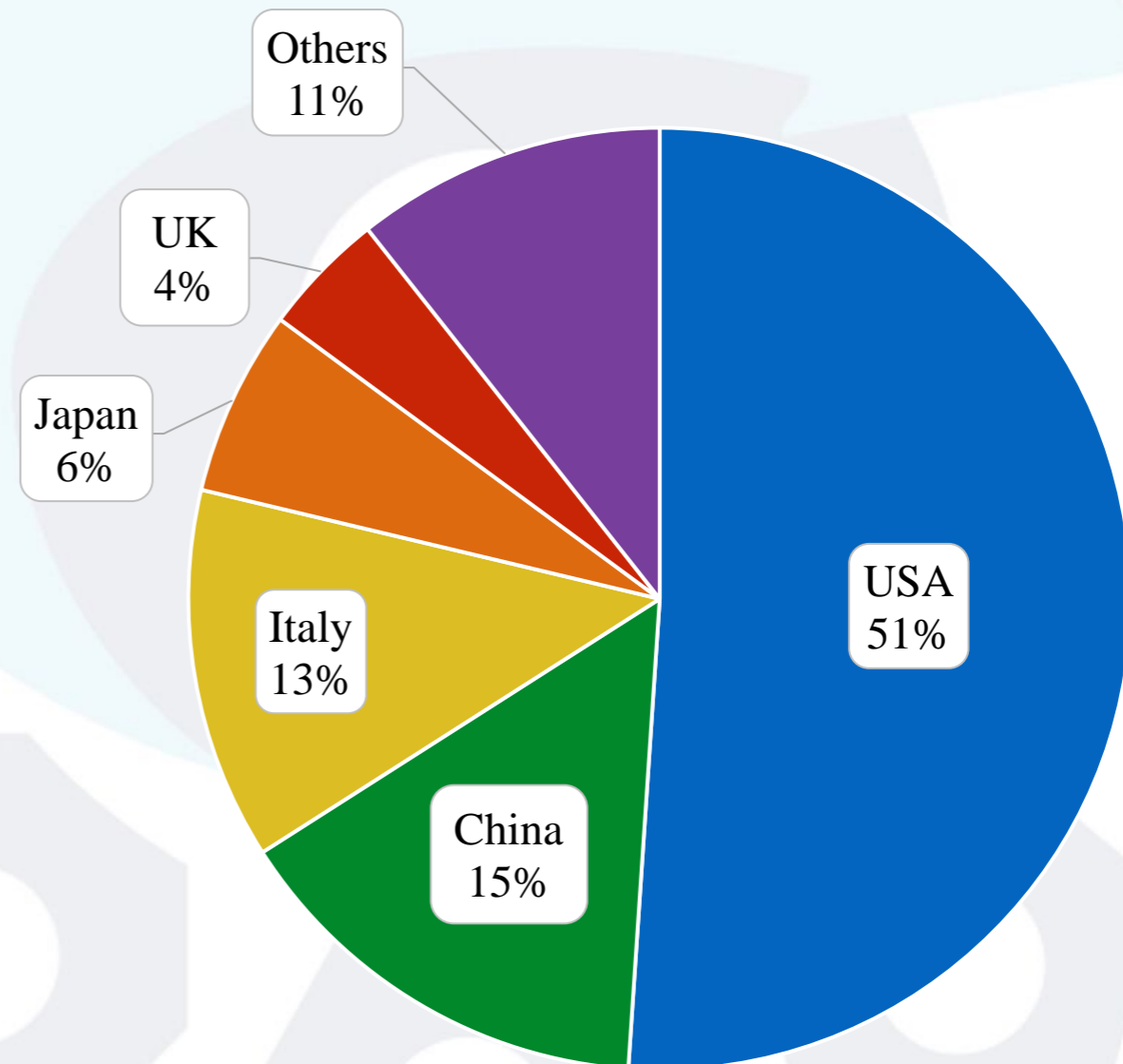
Delong Liu, MD, PhD
Associate Editor-in-Chief
New York Medical College, Valhalla,
USA

3. Distribution of Editorial Board Members

SCI has **47** Editorial Board Members from **10** countries or regions. Among them, 51% from USA, 15% from China and 13% from Italy, etc.

11% Others include Belgium, Australia, France, Korea and Spain.

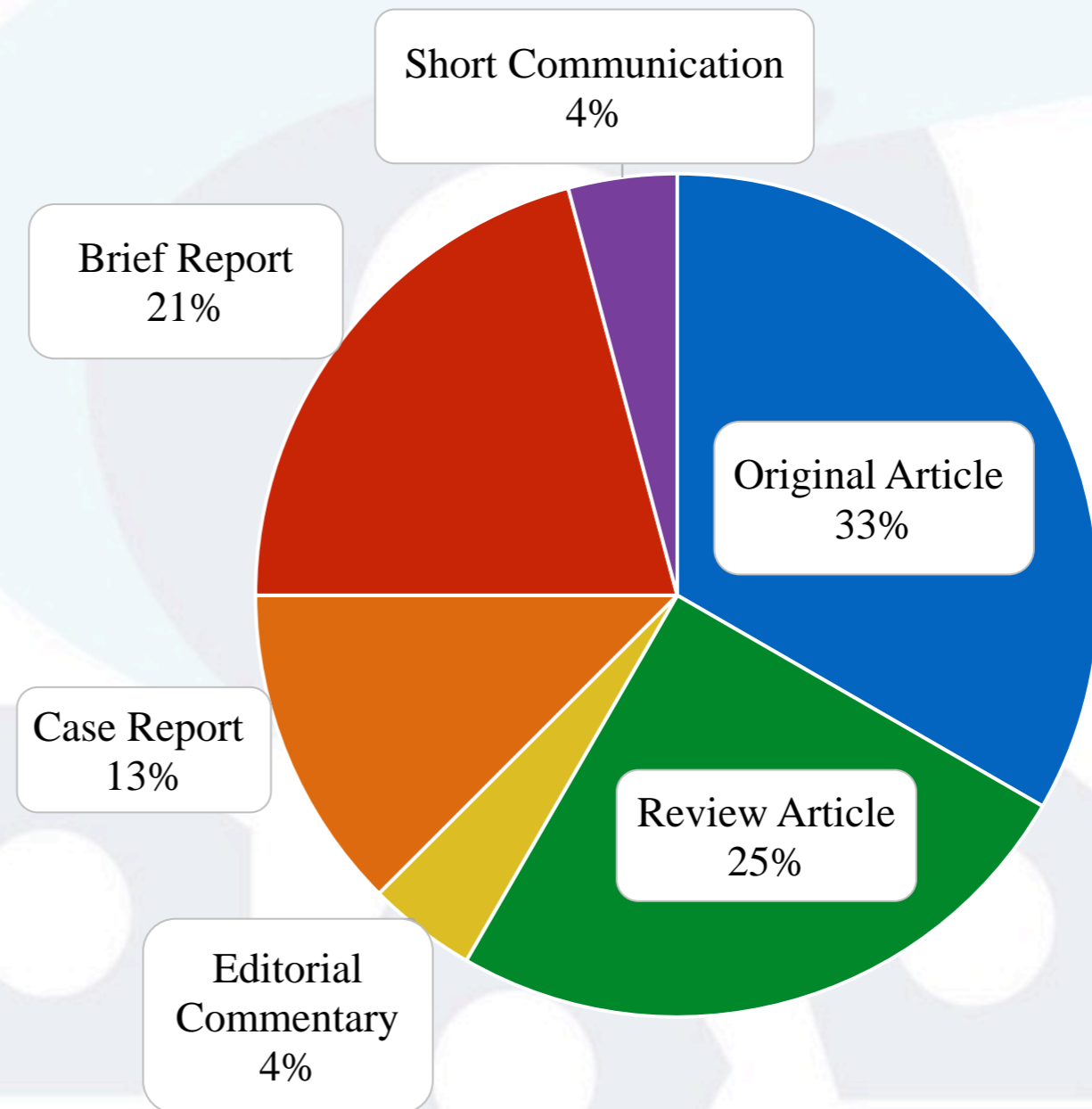
Data were updated on Dec 31, 2020.



4. Diverse Types of Articles Published in SCI

In 2020, SCI has published **24 articles**, among which, there are **14** original articles and review articles.

Data were updated on Dec 31, 2020.

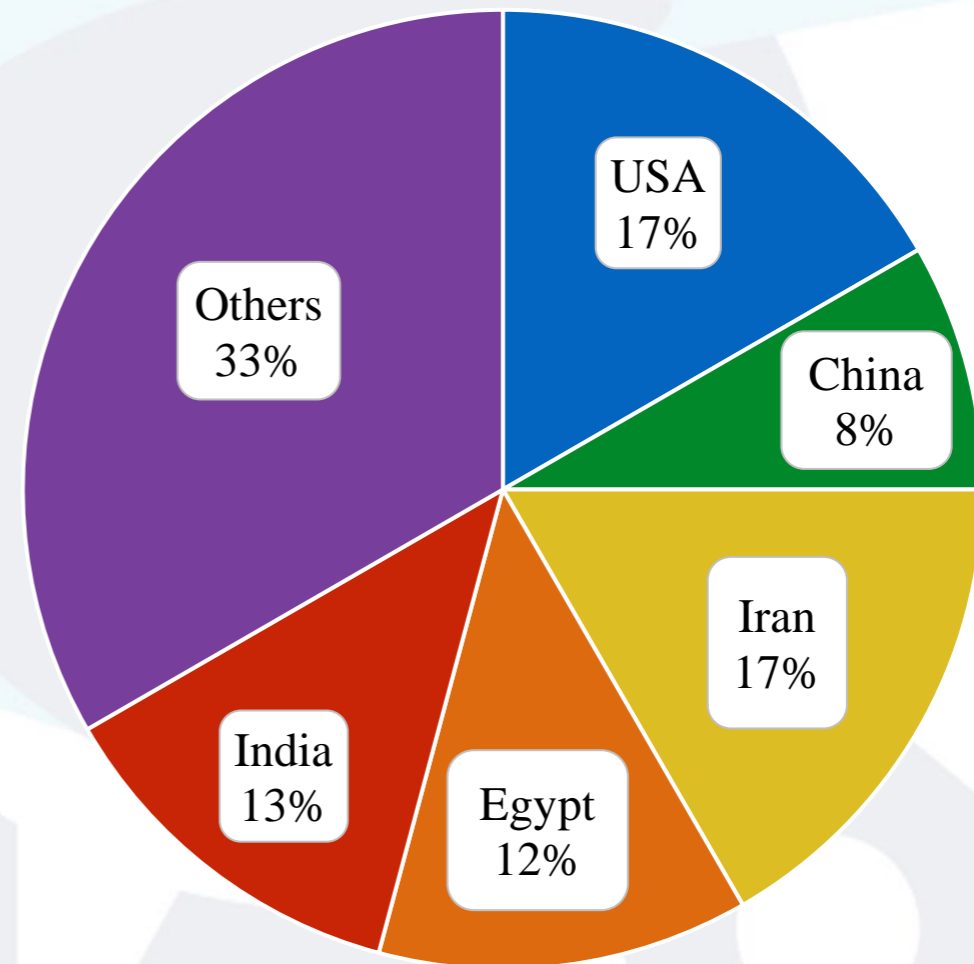


5. International Diversity of Corresponding Authors in 2020

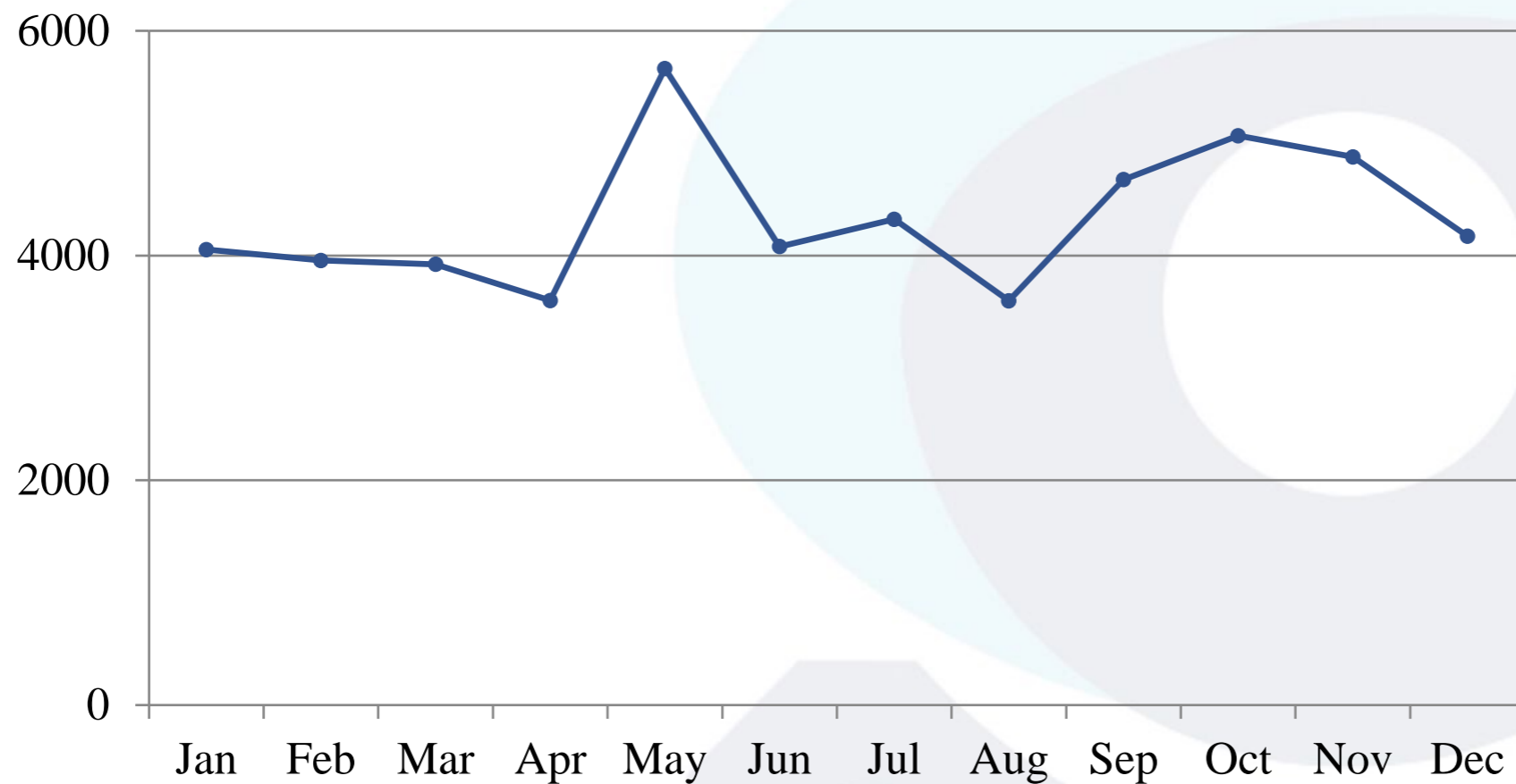
Corresponding authors of **24** articles come from **13** countries with **34%** of them from USA and Iran.

33% Others include Japan, Indonesia, Greece, Turkey, Malaysia, Pakistan, Italy and Russia.

Data were updated on Dec 31, 2020.

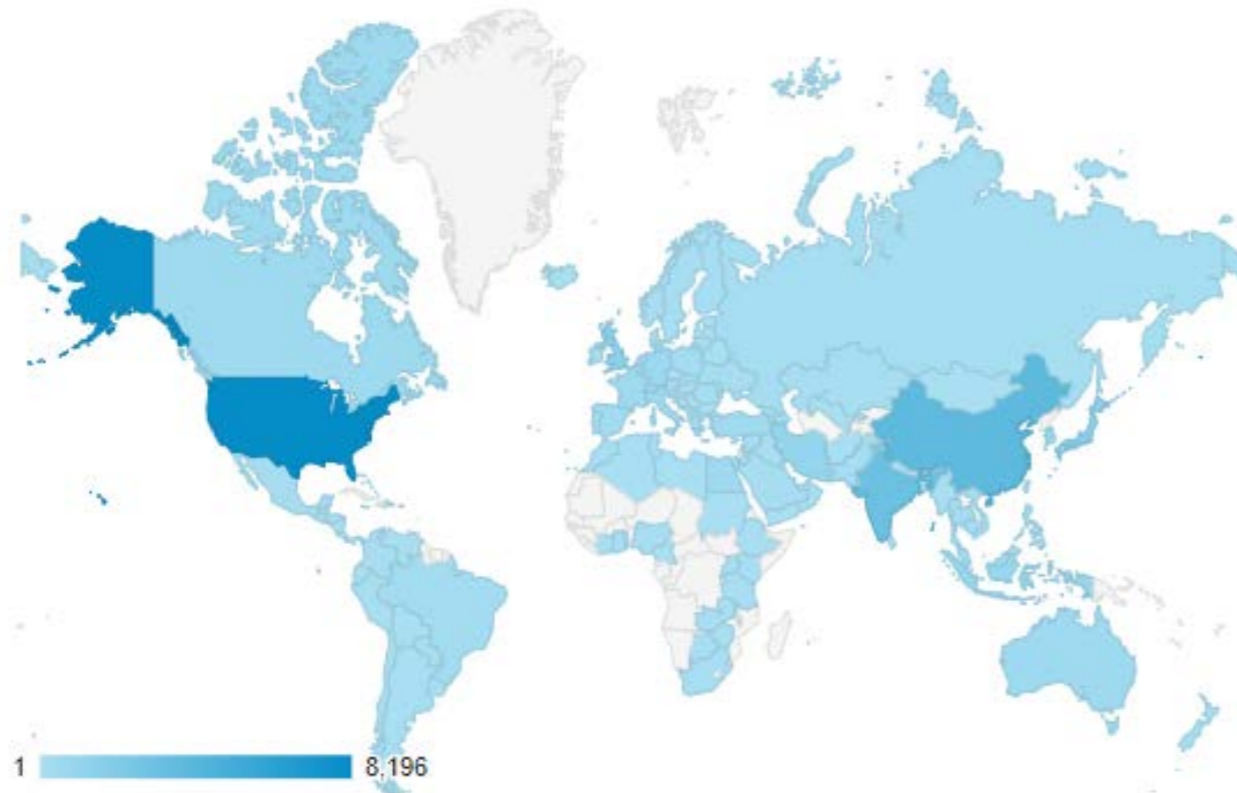


7. Page Views of the Website in 2020



Note: Data were collected from Google Analytics on Jan. 14, 2021.

8. Website Visits in 2010



	Country	Users (%)
1.	 United States	8,196 (27.22%)
2.	 China	3,727 (12.38%)
3.	 India	3,015 (10.01%)
4.	 Japan	1,581 (5.25%)
5.	 United Kingdom	1,383 (4.59%)
6.	 Iran	979 (3.25%)
7.	 Indonesia	821 (2.73%)
8.	 South Korea	784 (2.60%)
9.	 Germany	646 (2.15%)
10.	 Canada	545 (1.81%)

All together **30,107** visitors in 2020. Readers who visited SCI website were from diverse countries, with the **majority from the USA**, followed by China, India and Japan. Other countries include United Kingdom, Iran and Indonesia, etc.

Note: Data were collected from Google Analytics on Jan. 14, 2021.

9. Introduction of the Publisher - AME

Our Publisher—

AME Publishing Company

www.amegroups.com

- Established in 2009
- Registered in Hong Kong
- 10 offices around the world

- **60+** peer-reviewed journals
 - **13** indexed in SCIE
 - **18** indexed in PubMed/PMC/MEDLINE

- **200+** Medical Books
 - **80+** Medical Books in English
 - **120+** Medical Books in Chinese
 - **150+** Electronic Editions

