

Figure S1 Comparison of cumulative ILD-free survival rates between PM/DM patients with anti-Jo 1 and those without anti-Jo 1.

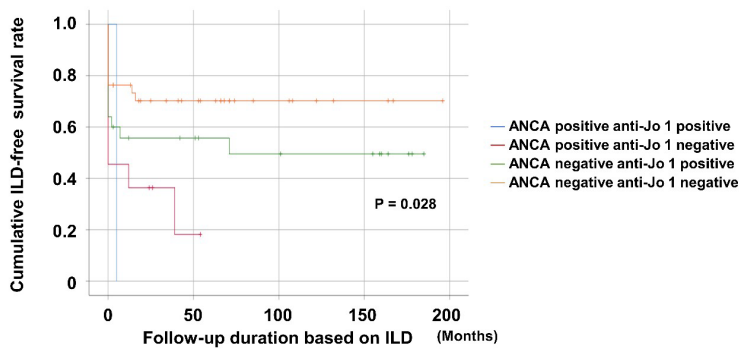


Figure S2 Comparison of cumulative ILD-free survival rates among PM/DM patients with ANCA and anti-Jo 1, those with ANCA and without anti-Jo 1, those without ANCA and with anti-Jo 1, and those without ANCA and anti-Jo 1. ILD, interstitial pneumonia; ANCA, antineutrophil cytoplasmic antibody; PM, polymyositis; DM, dermatomyositis.

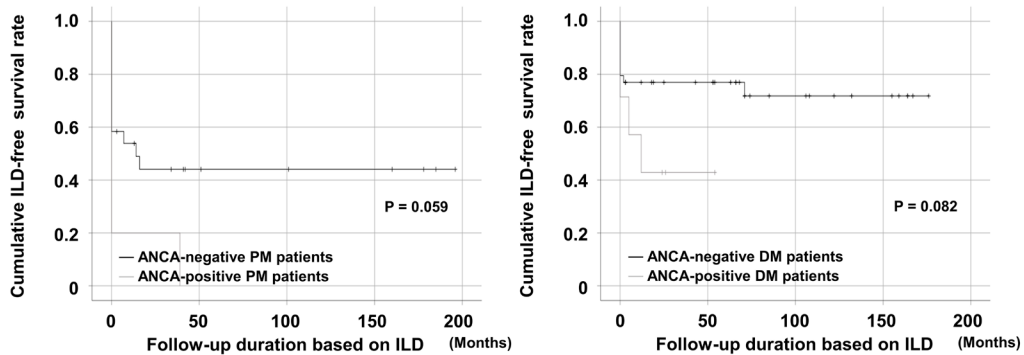


Figure S3 Comparison of cumulative ILD-free survival rates between PM patients with ANCA and those without ANCA and between DM patients with ANCA and those without ANCA. ILD, interstitial pneumonia; ANCA, antineutrophil cytoplasmic antibody; PM, polymyositis; DM, dermatomyositis.

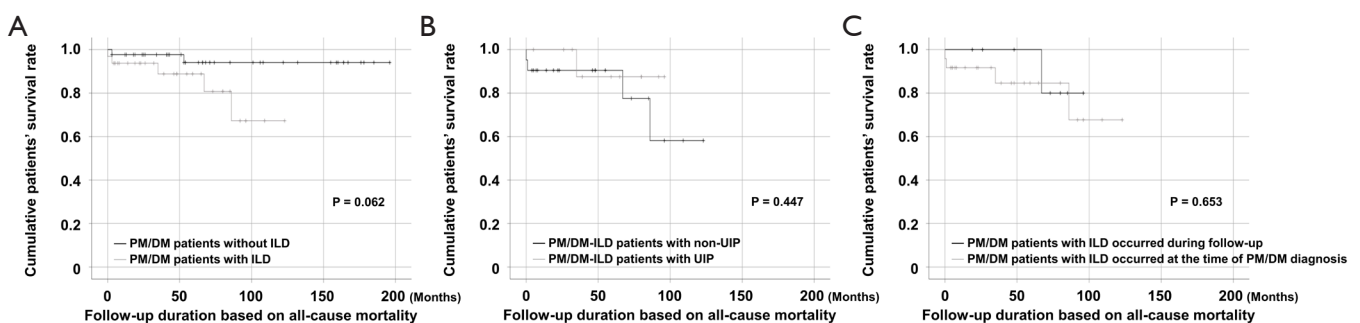


Figure S4 Comparison of cumulative survival rates between PM/DM patients with ILD and those without ILD, between PM/DM-ILD patients with UIP and those with non-UIP, and between PM/DM-ILD patients who had ILD during follow-up and those who had ILD at the time of PM/DM diagnosis. ILD, interstitial pneumonia; ANCA, antineutrophil cytoplasmic antibody; PM, polymyositis; DM, dermatomyositis.