

Figure S1 Change in Richmond Agitation Sedation Scale-Palliative Version (RASS-PAL) Levels over time in Patient #1. 24 h-pre refers to the 24-hour period immediately prior to commencing the dexmedetomidine infusion; D1, D2 and D3 refer to 1st, 2nd and 3rd 24-hour time periods thereafter.

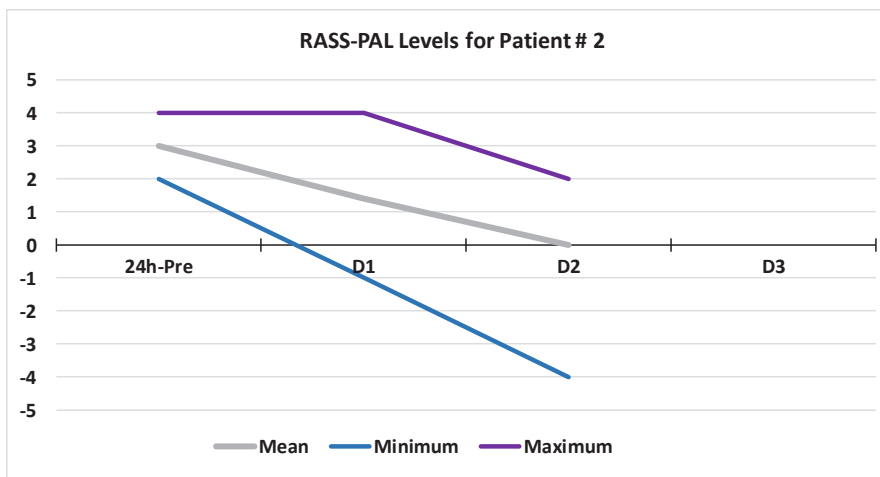


Figure S2 Change in Richmond Agitation Sedation Scale-Palliative Version (RASS-PAL) Levels over time in Patient #2. 24 h-pre refers to the 24-hour period immediately prior to commencing the dexmedetomidine infusion; D1, D2 and D3 refer to 1st, 2nd and 3rd 24-hour time periods thereafter.

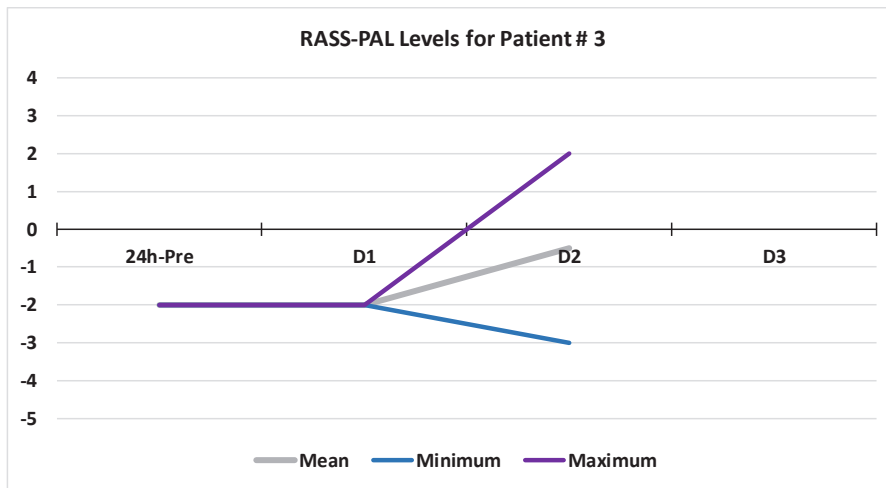


Figure S3 Change in Richmond Agitation Sedation Scale-Palliative Version (RASS-PAL) Levels over time in Patient #3. 24 h-pre refers to the 24-hour period immediately prior to commencing the dexmedetomidine infusion; D1, D2 and D3 refer to 1st, 2nd and 3rd 24-hour time periods thereafter.

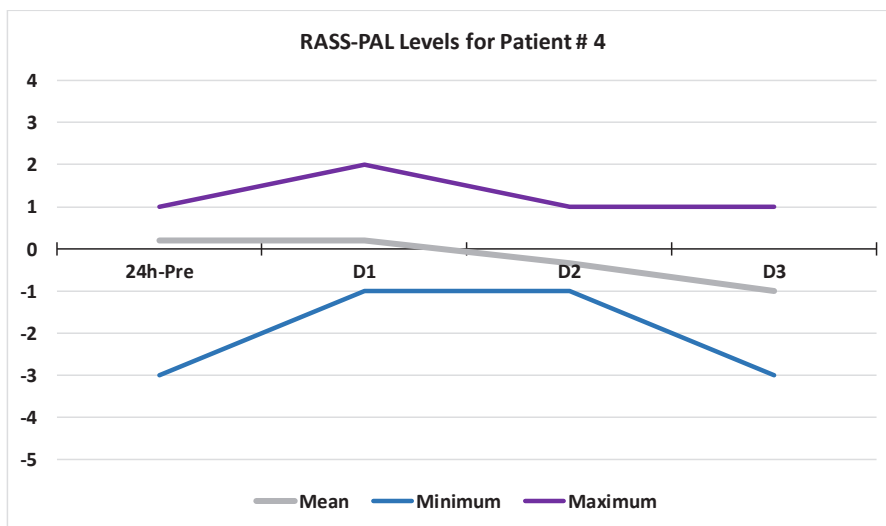


Figure S4 Change in Richmond Agitation Sedation Scale-Palliative Version (RASS-PAL) Levels over time in Patient #4. 24 h-pre refers to the 24-hour period immediately prior to commencing the dexmedetomidine infusion; D1, D2 and D3 refer to 1st, 2nd and 3rd 24-hour time periods thereafter.

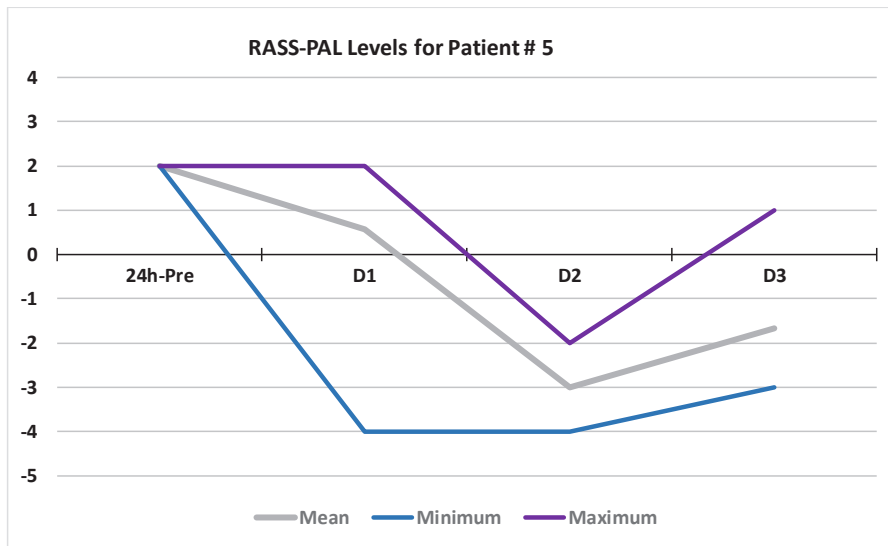


Figure S5 Change in Richmond Agitation Sedation Scale-Palliative Version (RASS-PAL) Levels over time in Patient #5. 24 h-pre refers to the 24-hour period immediately prior to commencing the dexmedetomidine infusion; D1, D2 and D3 refer to 1st, 2nd and 3rd 24-hour time periods thereafter.

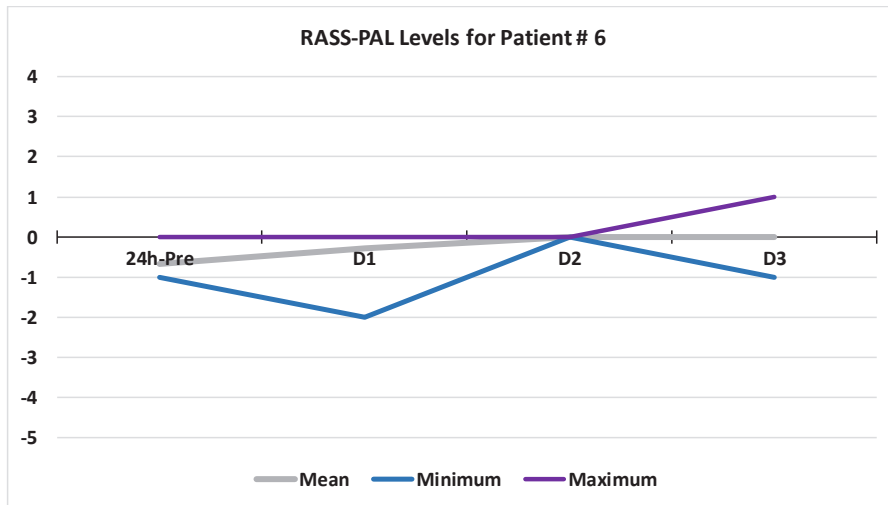


Figure S6 Change in Richmond Agitation Sedation Scale-Palliative Version (RASS-PAL) Levels over time in Patient #6. 24 h-pre refers to the 24-hour period immediately prior to commencing the dexmedetomidine infusion; D1, D2 and D3 refer to 1st, 2nd and 3rd 24-hour time periods thereafter.

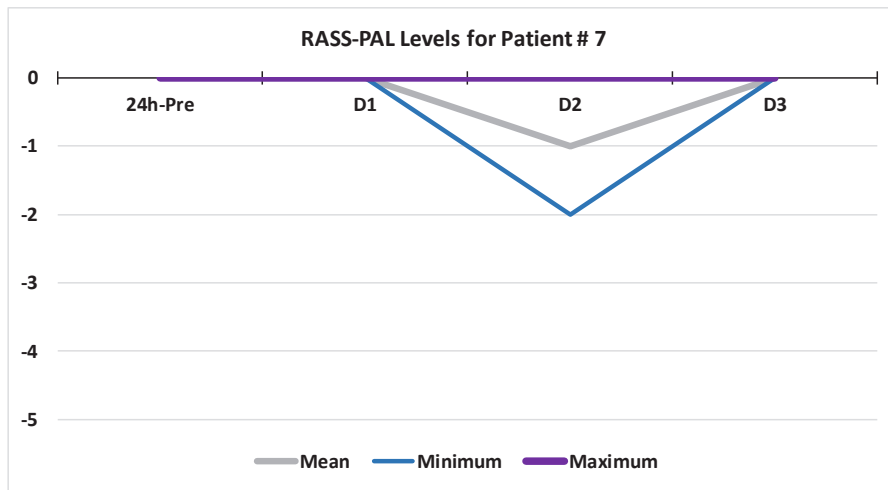


Figure S7 Change in Richmond Agitation Sedation Scale-Palliative Version (RASS-PAL) Levels over time in Patient #7. 24 h-pre refers to the 24-hour period immediately prior to commencing the dexmedetomidine infusion; D1, D2 and D3 refer to 1st, 2nd and 3rd 24-hour time periods thereafter.

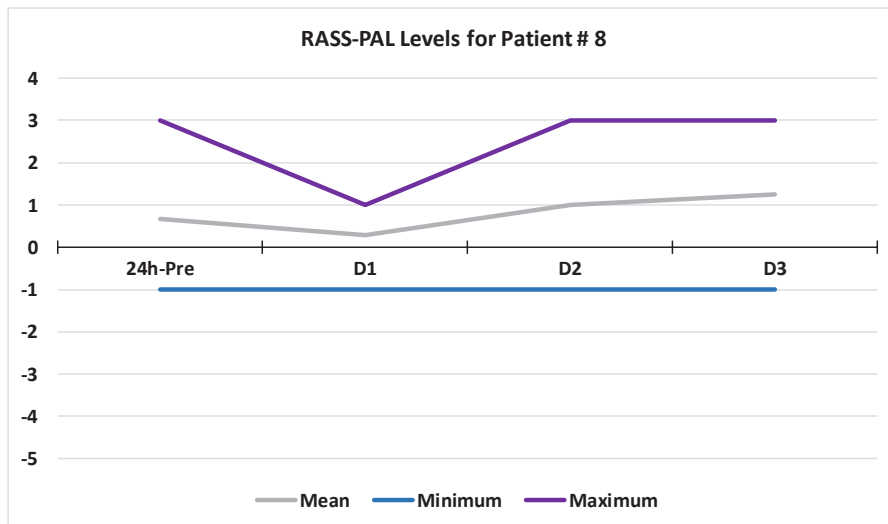


Figure S8 Change in Richmond Agitation Sedation Scale-Palliative Version (RASS-PAL) Levels over time in Patient #8. 24 h-pre refers to the 24-hour period immediately prior to commencing the dexmedetomidine infusion; D1, D2 and D3 refer to 1st, 2nd and 3rd 24-hour time periods thereafter.

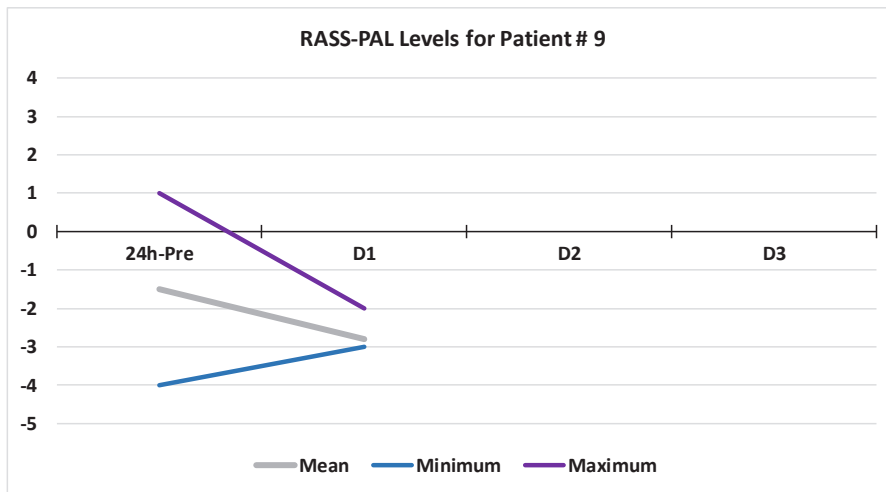


Figure S9 Change in Richmond Agitation Sedation Scale-Palliative Version (RASS-PAL) Levels over time in Patient #9. 24 h-pre refers to the 24-hour period immediately prior to commencing the dexmedetomidine infusion; D1, D2 and D3 refer to 1st, 2nd and 3rd 24-hour time periods thereafter.

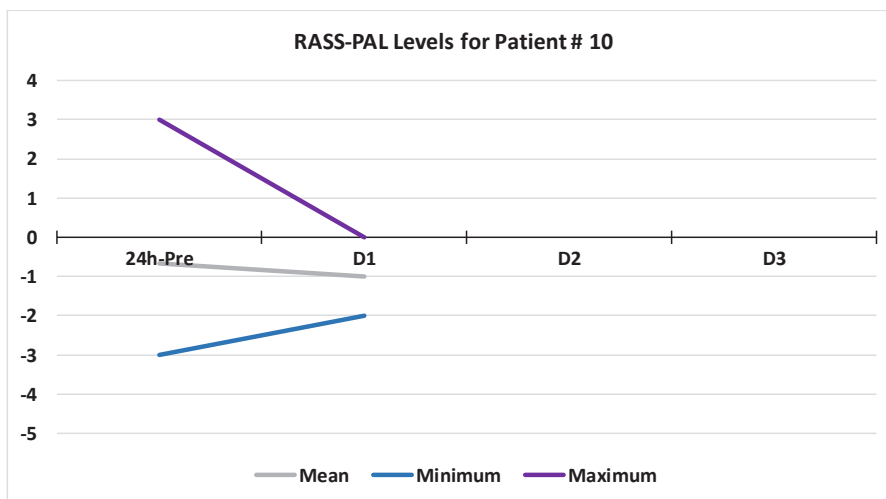


Figure S10 Change in Richmond Agitation Sedation Scale-Palliative Version (RASS-PAL) Levels over time in Patient #10. 24 h-pre refers to the 24-hour period immediately prior to commencing the dexmedetomidine infusion; D1, D2 and D3 refer to 1st, 2nd and 3rd 24-hour time periods thereafter.