

**Table S1** Search strategies of MEDLINE\*

Searches	Details	Results
1	frail.mp. or Frailty/	23,464
2	Coronavirus Infections/or novel coronavirus.mp.	51,954
3	SARS-CoV-2/or COVID-19/or Coronavirus Infection Disease 2019.mp.	113,435
4	Mortality/or mortality.mp.	1,262,840
5	death.mp. or Death/	874,408
6	deceased.mp.	22,590
7	2 or 3	122,675
8	4 or 5 or 6	1,907,321
9	1 and 7 and 8	346

\*, Ovid MEDLINE(R) and Epub Ahead of Print, In-Process & Other Non-Indexed Citations, Daily and Versions (R) 1946 to September 11, 2021.

**Table S2** Search strategies of Embase\*

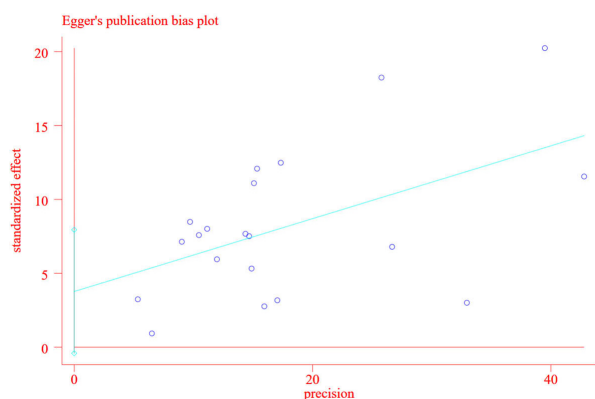
Searches	Details	Results
1	frailty/or frail elderly/or frail.mp.	38,414
2	coronavirus disease 2019/or COVID-19/or Coronavirus Infection Disease 2019.mp.	154,839
3	SARS-CoV-2.mp. or Severe acute respiratory syndrome coronavirus 2/	77,470
4	Coronavirus infection/or novel coronavirus.mp.	21,630
5	Mortality/or mortality.mp.	1,642,475
6	death.mp. or Death/	1,379,172
7	deceased.mp.	43,982
8	2 or 3 or 4	182,980
9	5 or 6 or 7	2,690,210
10	1 or 8 or 9	448

\*, Embase 1974 to September 11, 2021.

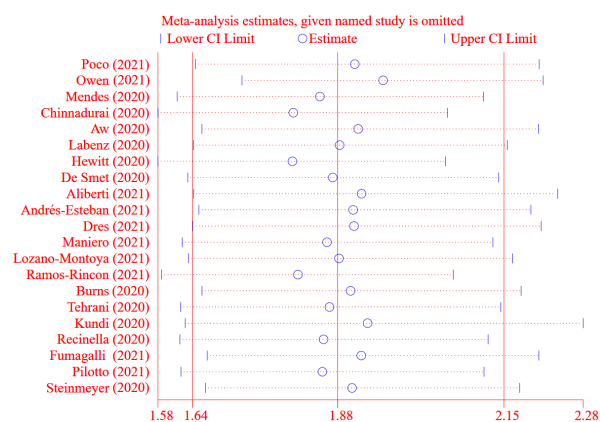
**Table S3** NOS quality assessment results of the cohort studies

Author	Year	Representativeness of the exposed cohort	Selection of the nonexposed cohort	Ascertainment of exposure	Outcome of interest was not present at start of study	Comparability of cohorts on the basis of the design or analysis	Assessment of outcome	Was follow-up long enough for outcomes to occur	Adequacy of follow-up of cohorts	Total score
Poco	2021	1	1	1	1	1	1	1	1	8
Owen	2021	1	1	1	1	1	1	1	1	8
Mendes	2020	1	1	1	1	1	1	1	1	8
Chinnadurai	2020	1	1	1	1	1	1	1	1	8
Aw	2020	1	1	1	1	1	1	0	1	7
Labenz	2020	1	1	1	1	0	1	1	1	7
Hewitt	2020	1	1	1	1	1	1	1	1	8
De Smet	2020	1	1	1	1	1	1	1	1	8
Aliberti	2021	1	1	1	1	1	1	1	1	8
Andrés-Esteban	2021	1	1	1	1	1	1	1	1	8
Dres	2021	1	1	1	1	1	1	1	1	8
Maniero	2021	1	1	1	1	0	1	1	1	7
Lozano-Montoya	2021	1	1	1	1	1	1	1	1	8
Ramos-Rincon	2021	1	1	1	1	1	1	1	1	8
Burns	2020	1	1	1	1	0	1	1	1	7
Tehrani	2021	1	1	1	1	1	1	1	1	8
Kundi	2020	1	1	1	1	1	1	1	1	8
Recinella	2020	1	1	1	1	1	1	1	1	8
Fumagalli	2021	1	1	1	1	1	1	1	1	8
Pilotto	2021	1	1	1	1	1	1	1	1	8
Steinmeyer	2020	1	1	1	1	0	1	1	1	7

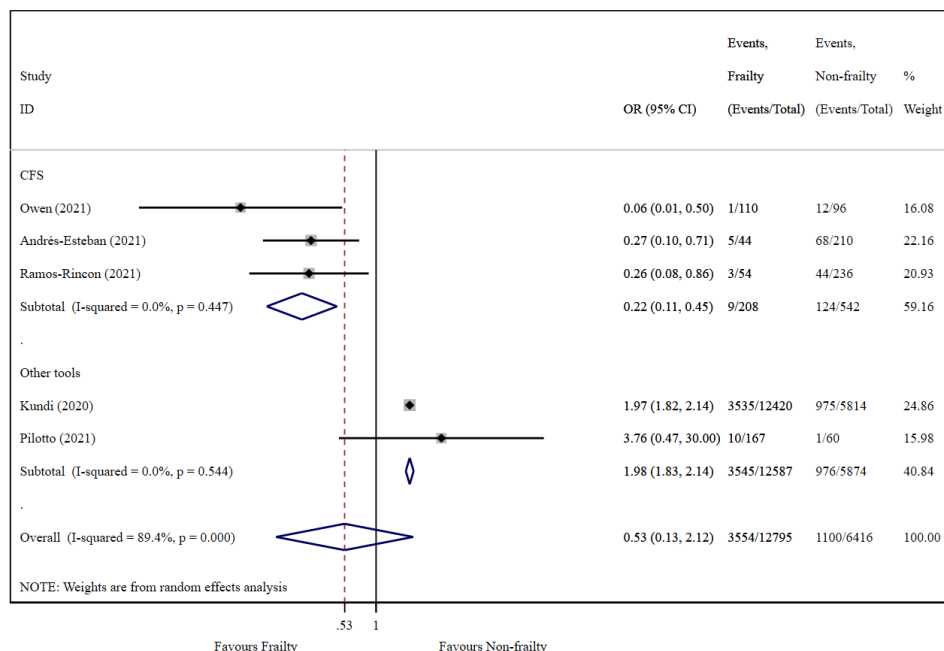
NOS, Newcastle-Ottawa scale.



**Figure S1** Egger's test for publication bias.



**Figure S2** Sensitivity analysis for the association between frailty and short-term mortality of hospitalized patients with COVID-19. COVID-19, coronavirus disease 2019; CI, confidence interval.



**Figure S3** Forest plots of outcomes for ICU admission in frail vs. non-frail COVID-19 patients. ICU, intensive care unit; COVID-19, coronavirus disease 2019; OR, odds ratio; CI, confidence interval; CFS, Clinical Frailty Score.