

## Appendix 1

### Search strategy and MeSH terms in each database

#### PubMed [1,774]

(((((esophagus[Title/Abstract] OR (esophageal[Title/Abstract])) OR (oesophageal[Title/Abstract])) OR (oesophagus[Title/Abstract])) AND (((cancer[Title/Abstract])OR(neoplasm[Title/Abstract])) OR (carcinoma[Title/Abstract])) OR (tumor[Title/Abstract]))) AND (((radiochemotherapy[Title/Abstract] OR (chemoradiotherapy[Title/Abstract])) OR (neoadjuvant[Title/Abstract])OR(preoperative[Title/Abstract]))) AND (((response[Title/Abstract])OR(responder[Title/Abstract])) OR (completeresponse[Title/Abstract])) AND (("2010/01/01"[DatePublication]:"2022/03/31"[DatePublication])) Filters: English

#### Embase [3,608]

((((esophagus) OR (esophageal)) OR (oesophageal)) OR (oesophagus)):ti,ab,kw AND (((cancer) OR (neoplasm)) OR (carcinoma)) OR (tumor)):ti,ab,kw AND (((radiochemotherapy) OR (chemoradiotherapy)) OR (neoadjuvant)) OR (preoperative)):ti,ab,kw AND (((response) OR (responder)) OR ('complete response')):ti,ab,kw AND ((English):la) AND [2010- 2022]/py

#### Cochrane [712]

709 Trialsmatching (((esophagus) OR (esophageal)) OR (oesophageal)) OR (oesophagus) in Title Abstract Keyword AND (((cancer) OR (neoplasm)) OR (carcinoma)) OR (tumor) in Title Abstract Keyword AND (((radiochemotherapy) OR (chemoradiotherapy)) OR (neoadjuvant)) OR (preoperative) in Title Abstract Keyword AND ((response) OR (responder)) OR (complete response) in Title Abstract Keyword-with Cochrane Library publication date Between Jan 2010 and Mar 2022 (Word variations have been searched)

3 Cochrane Reviews matching (((esophagus) OR (esophageal)) OR (oesophageal)) OR (oesophagus) in Title Abstract Keyword AND (((cancer) OR (neoplasm)) OR (carcinoma)) OR (tumor) in Title Abstract Keyword AND (((radiochemotherapy) OR (chemoradiotherapy)) OR (neoadjuvant)) OR (preoperative) in Title Abstract Keyword AND ((response) OR (responder)) OR (complete response) in Title Abstract Keyword-with Cochrane Library publication date Between Jan 2010 and Mar 2022 (Word variations have been searched)

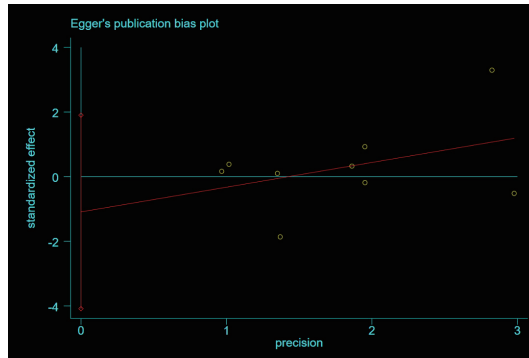
## Appendix 2: Publication bias and plot

### Publication bias

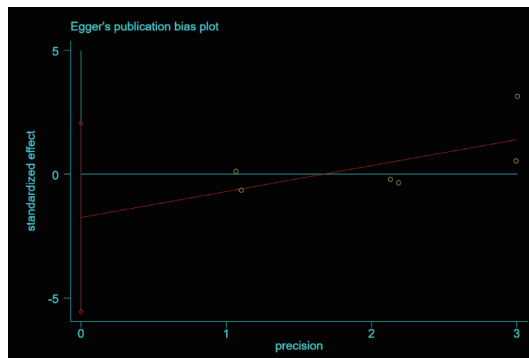
	Egger's bias test (P value)
2-year OS	0.417
5-year OS	0.270
2-year DFS	0.710
5-year DFS	0.405
Local recurrence	0.579
Distant metastasis	0.870

OS, overall survival; DFS, disease-free survival.

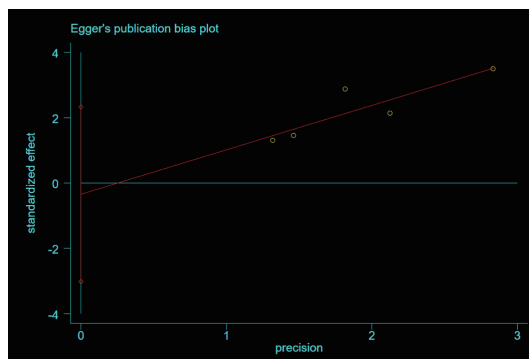
*Publication bias and plot (2-year OS)*



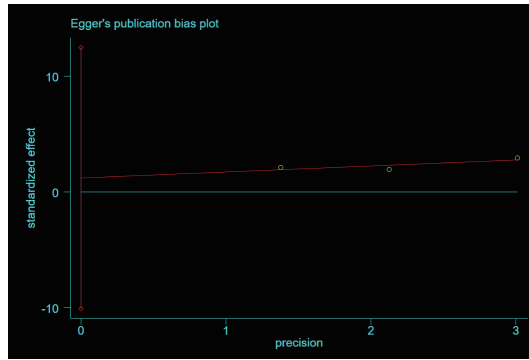
*Publication bias and plot (5-year OS)*



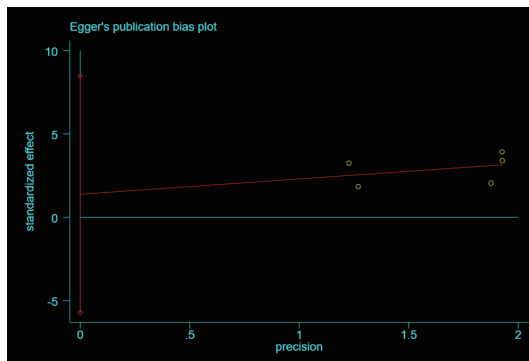
*Publication bias and plot (2-year DFS)*



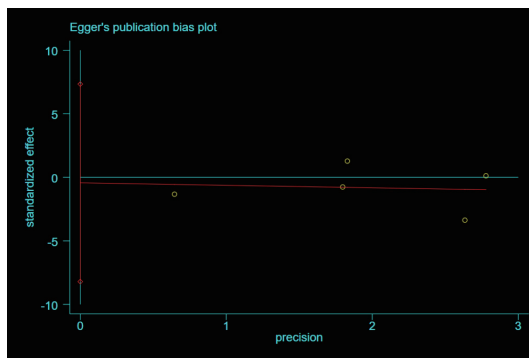
*Publication bias and plot (5-year DFS)*


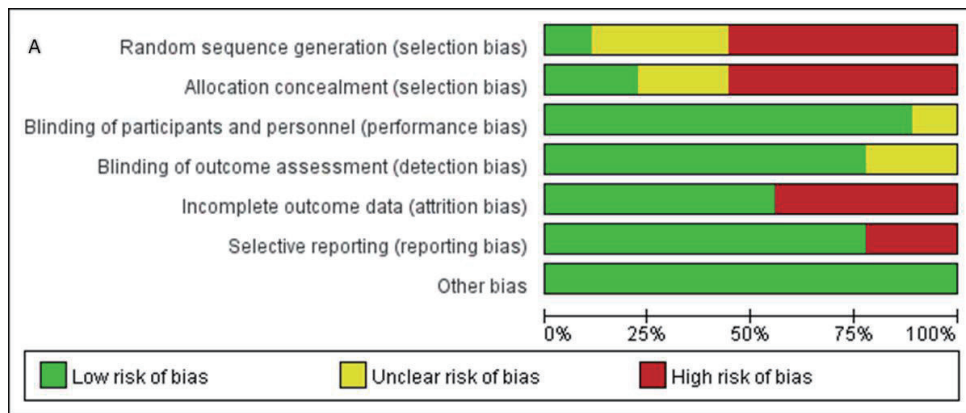


*Publication bias and plot (local recurrence)*



*Publication bias and plot (distant metastasis)*





**Figure S1** Risk of bias graph (A) and risk of bias summary (B).