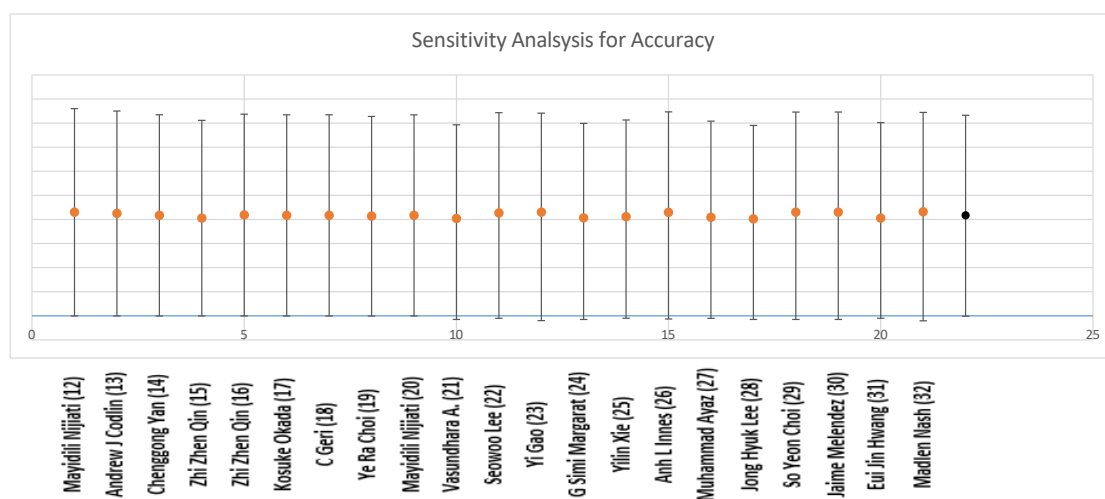


Table S1 Search strategy for the analysis

| No. | Query | Results |
|--|--|---------|
| PubMed (Available at https://pubmed.ncbi.nlm.nih.gov/) | | |
| 1 | "Artificial Intelligence" AND ("Pulmonary Tuberculosis" OR "Pulmonary Tuberculosis Screening") | 60 |
| 2 | "Artificial Intelligence"[Mesh] AND (("Tuberculosis"[Mesh] OR "Tuberculosis, Pulmonary"[Mesh])) | 330 |
| 3 | #1 OR #2 | 365 |
| Embase (Available at www.embase.com) | | |
| 1 | 'artificial intelligence' AND ('pulmonary tuberculosis' OR 'pulmonary tuberculosis screening') | 76 |
| 2 | 'artificial intelligence'/exp AND ('tuberculosis'/exp OR 'pulmonary tuberculosis'/exp) | 342 |
| 3 | 'artificial intelligence':ab,ti AND ('pulmonary tuberculosis':ab,ti OR 'pulmonary tuberculosis screening':ab,ti) | 281 |
| 4 | #1 OR #2 OR #3 | 384 |

**Figure S1** Sensitivity analysis for accuracy of included studies

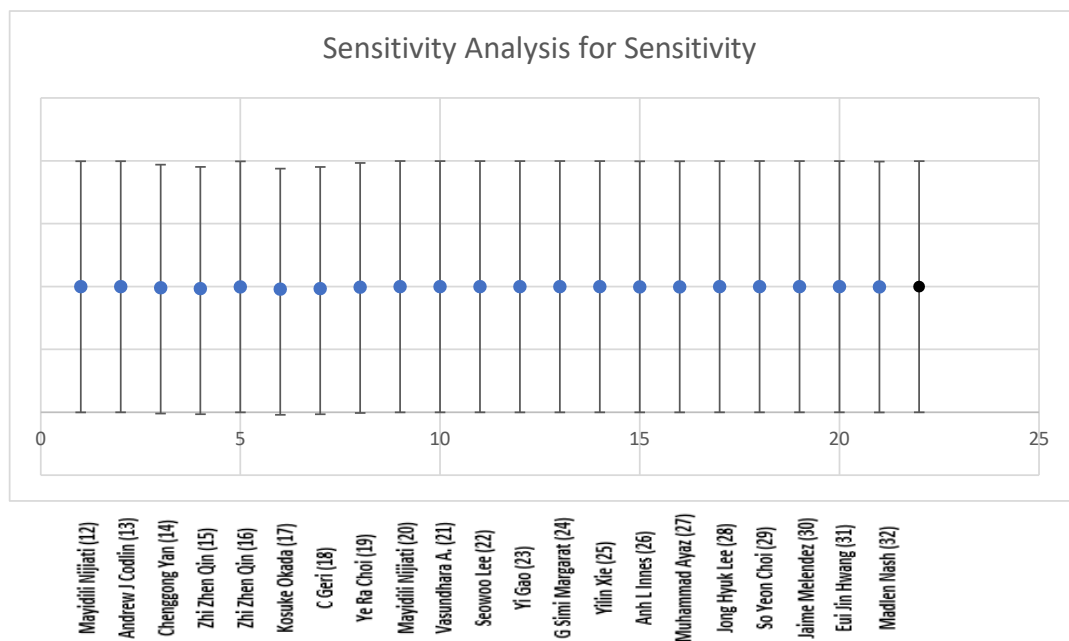


Figure S2 Sensitivity analysis for sensitivity of included studies

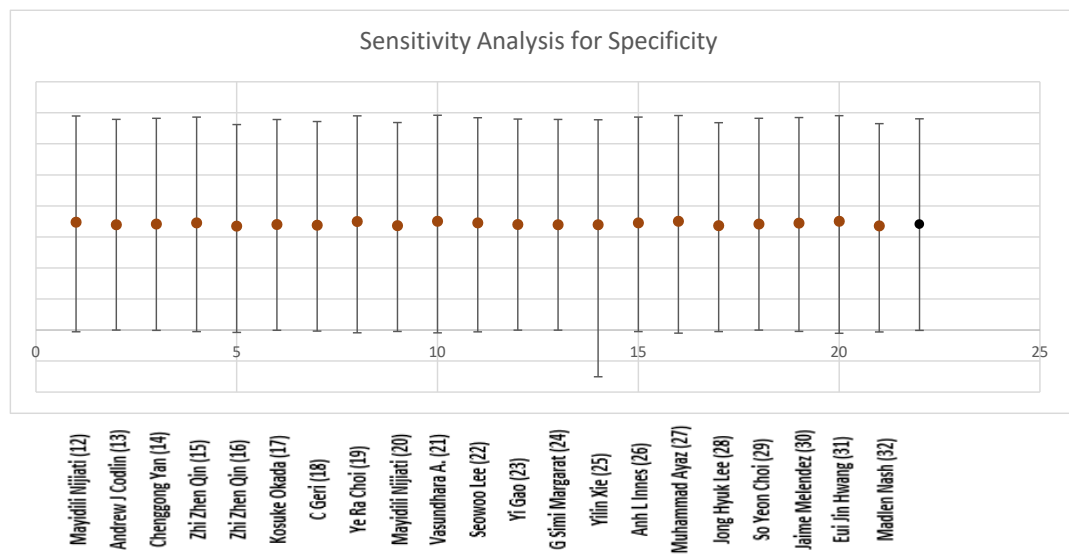


Figure S3 Sensitivity analysis for specificity of included studies