

Service Demand & Utilization



Current Summary Status (past 12 months)

<b>Patient Type</b> Treatment Naive = 100 (8.5%) Tx Experienced = 1079 (91.5%)	<b>HIV Co-infection Status</b> TB Co-infected 110 (10.2%) HBV 153 (14.2%)	<b>Patient Age Class</b> Children = 53 (4.9%) Adolescents = 23 (2.1%)	<b>ART Class</b> NNRTI = 42 (3.9%) PI = 143 (13.3%)
--	---	---	---

SmartHIV Manager

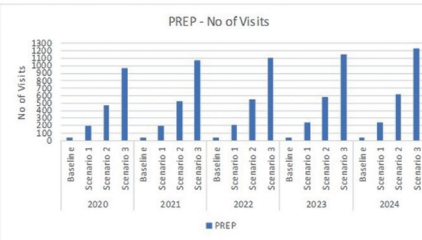
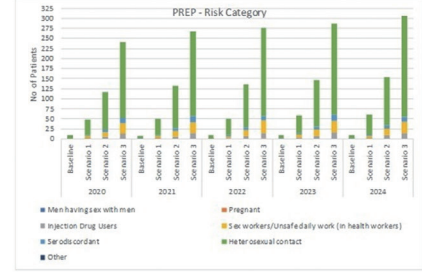
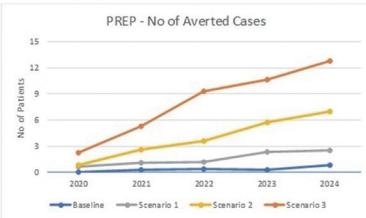
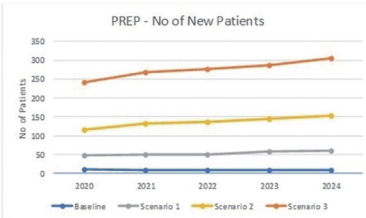
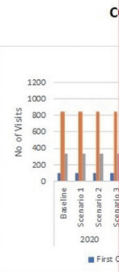
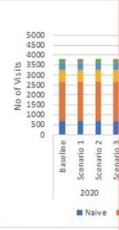
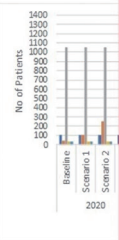
PREVENTION



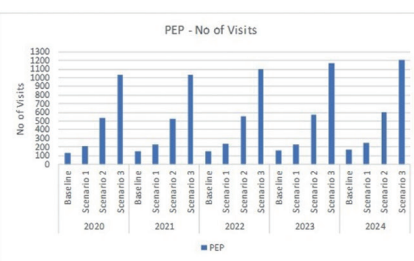
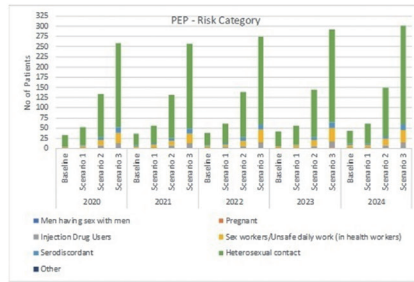
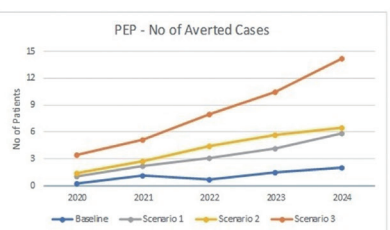
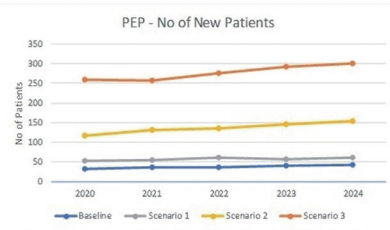
SmartHIV Manager

<b>Number of Patients (Current Practice)</b> PREP = 9 (20%) PEP = 34 (80%)	<b>Number of Patients (Scenario)</b> PREP = 50 (50%) PEP = 50 (50%)	<b>Number of Patients (Scenario)</b> PREP = 125 (50%) PEP = 125 (50%)	<b>Number of Patients (Scenario)</b> PREP = 250 (50%) PEP = 250 (50%)
<b>Activity (Current Practice)</b> PREP = 40 (23%) PEP = 132 (77%)	<b>Activity (Scenario)</b> PREP = 192 (48%) PEP = 208 (52%)	<b>Activity (Scenario)</b> PREP = 467 (47%) PEP = 534 (53%)	<b>Activity (Scenario)</b> PREP = 937 (48%) PEP = 1031 (52%)

Pre-Exposure Prophylaxis (PREP): Activity and Outcomes



Post Exposure Prophylaxis (PEP): Activity and Outcomes



**Current Practice**

ART Class %
NNRTI + 2 NRTI
PI + 2 NRTI
IN + 2 NRTI
EI + 2 NRTI
2DR
TOTAL

**Scenario 2**

ART Class %
NNRTI + 2 NRTI
PI + 2 NRTI
IN + 2 NRTI
EI + 2 NRTI
2DR
TOTAL

Figure S1 The results dashboard panel for SmartHIV Manager.