

Figure S1 Prevalence of asthma according to age bands.

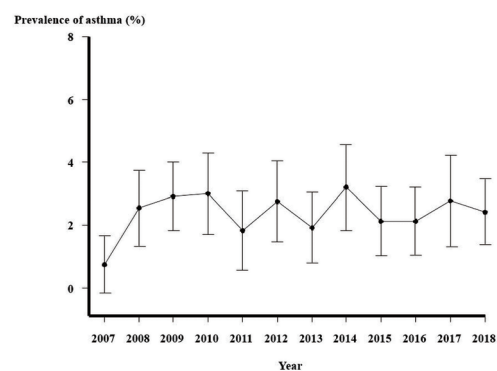


Figure S4 Birth cohort analysis conducted in subjects in their 20s in 2007.

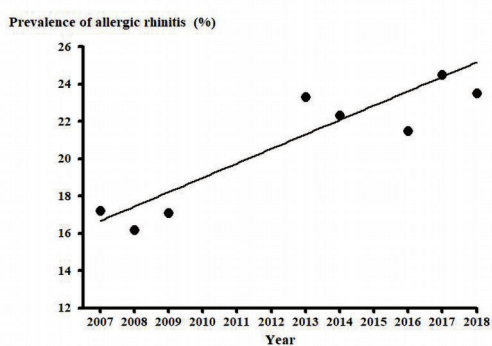


Figure S2 Trend of allergic rhinitis prevalence in 20s age band.

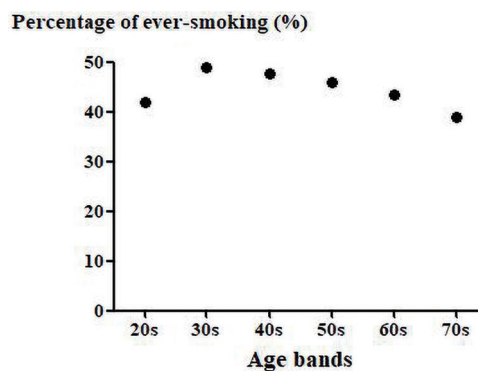


Figure S5 Proportion of ever-smoking according to age bands.

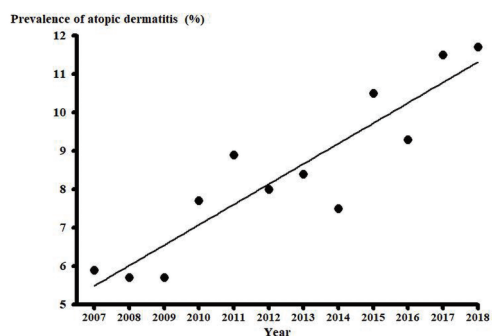


Figure S3 Trend of atopic dermatitis prevalence in 20s age band.