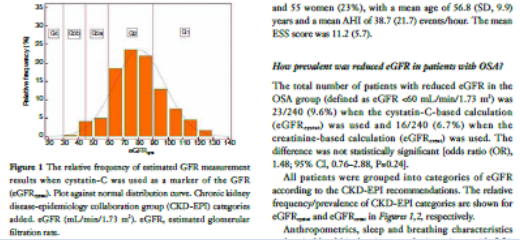
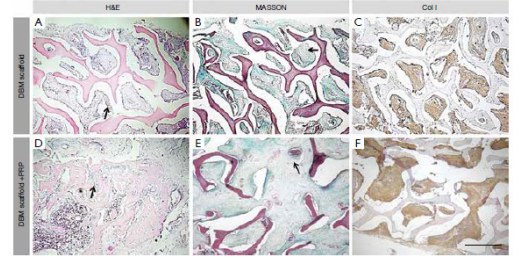
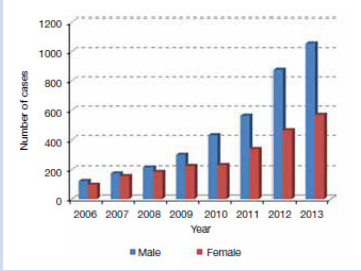

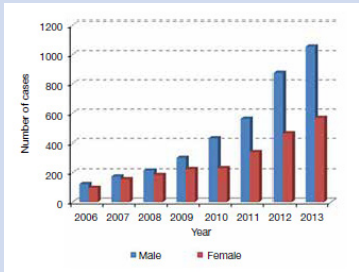





Element	Description	Example	Preferred	Acceptable
<b>Image Size</b>				
<p><b>Small:</b> Used for small line art and images that will occupy one-quarter of the page.</p>		<p>80 mm canvas size or Pixel dimensions (width): 1800 px minimum</p>	<p>Large enough to support review.</p>	
<p><b>Large:</b> Used for larger line art and images that occupy half a page or an entire page.</p>		<p>178 mm canvas size or Pixel dimensions (width): 1800 px minimum</p>		
<p>Tip: The minimum space necessary for each figure should be carefully reviewed.</p>				
<b>Resolution</b>				
<p><b>Line art:</b> needs to be higher for line art than for images because each individual line must be more precisely rendered.</p>		<p>600 dpi</p>	<p>Legible for reviewers.</p>	
<p><b>Images:</b> Although many web-based images often appear at very low resolutions (72 dpi or lower), readers will only benefit from your research if your images offer hi-resolution detail.</p>		<p>300 dpi</p>		
<p>Tip: Larger fonts can be read more easily.</p>				

Element	Description	Example	Preferred	Acceptable
<b>File Types</b>				
<b>Line art:</b> Line art includes graphs, flowcharts, diagrams, scatter plots, and other text-based figures that are not tables.			<ul style="list-style-type: none"> <li>• EPS</li> <li>• PDF</li> </ul>	Any standard file type. <ul style="list-style-type: none"> <li>• JPG</li> <li>• TIF/TIFF</li> <li>• PNG</li> <li>• DOC</li> <li>• PPT</li> <li>• PSD</li> <li>• AI</li> <li>• PS</li> </ul>
<b>Images:</b> Images include photographs, drawings, imaging system outputs (such as MRIs or ultrasound), and other graphical representations.			<ul style="list-style-type: none"> <li>• TIFF</li> <li>• PNG</li> <li>• EPS</li> </ul>	

**Tip:** If a figure includes both line art and images, follow the line art guidelines.

<b>File Size</b>				
<b>Individual files:</b> Individual figures may load slowly or time out slower systems if they are too large.			Less than 10 MB each.	hamper the review process.
<b>Complete article files, zipped:</b> Submission systems limit the total file size to 500 MBs.			Less than 200 MB total.	

**Tip:** If there is input text on your **Images**, please provide both text and no text versions

	
(Text Version)	(No Text Version)

Element	Description	Example	Preferred	Acceptable
<b>File Name</b>				
	<b>File Naming Convention:</b> to facilitate ease of review, name figure files only with the word “figure” and the appropriate number.	Figure 1.tiff	1 figure per file.	All figures in a single PDF, Word document, or as a part of a LaTeX submission.
<b>Figure legends</b>				
<p>Figure legends must be typed on a separate page. Legends should be concise but comprehensive. The figure and its legend must be understandable without reference to the text. Please include definitions of any symbols used and define / explain all abbreviations and units of measurement.</p> <ol style="list-style-type: none"> <li>1. If it is a “(A)(B)(C)(D).....” combined picture, the beginning of the Figure Legend needs an overview.</li> <li>2. Cell map must describe magnification in the Figure Legend (or there is “Scale bar” on the image).</li> <li>3. Cell staining diagrams need to describe the staining method in the Figure Legend.</li> </ol>				